



# ROWLAND WATER DISTRICT

3021 South Fullerton Road  
Rowland Heights, CA 91748  
(562) 697-1726

## RWD BOARD VISION



### Our Mission:

*"Bound by our core values -- Accountability, Communication and Teamwork -- we are committed to providing the highest level of service to our customers --  
DEDICATED-RELIABLE-OUTSTANDING-PROFESSIONAL SERVICE"*

## Board of Directors Regular Meeting

April 8, 2014

6:00 p.m.



**AGENDA**  
Regular Meeting of the Board of Directors  
April 8, 2014  
6:00 PM

---

---

**CALL TO ORDER**

**PLEDGE OF ALLEGIANCE**

**ROLL CALL OF DIRECTORS**

Szu Pei Lu-Yang, President  
John Bellah, Vice President  
Anthony J. Lima  
Robert W. Lewis  
Teresa P. Rios

**ADDITION(S) TO THE AGENDA**

**PUBLIC COMMENT ON NON-AGENDA ITEMS**

*Any member of the public wishing to address the Board of Directors regarding items not on the Agenda within the subject matter jurisdiction of the Board should do so at this time. With respect to items on the agenda, the Board will receive public comments at the time the item is opened for discussion, prior to any vote or other Board action. A three-minute time limit on remarks is requested.*

*Any person may make a request for a disability-related modification or accommodation needed for that person to be able to participate in the public meeting by telephoning Rose Perea, Secretary to the Board at (562) 697-1726, or writing to Rowland Water District, at P.O. Box 8460, Rowland Heights, CA 91748. Requests must specify the nature of the disability and the type of accommodation requested. A telephone number or other contact information should be included, so that District staff may discuss appropriate arrangements. Anyone requesting a disability-related accommodation should make the request with adequate time prior to the meeting in order for the District to provide the requested accommodation.*

*Any member of the public wishing to participate in the meeting, who requires a translator to understand or communicate in English, should arrange to bring a translator with them to the meeting.*

*Materials related to an item on this Agenda submitted after distribution of the Agenda packet are available for public review at the District office, located at 3021 S. Fullerton Road, Rowland Heights, CA 91748.*

## **Tab 1 CONSENT CALENDAR**

*All items under the Consent Calendar are considered to be routine matters, status reports, or documents covering previous Board instruction. The items listed on the Consent Calendar will be enacted by one motion, unless separate discussion is requested.*

- 1.1 Approval of the Minutes of Regular Board Meeting held on March 11, 2014**  
*Recommendation: The Board of Directors approve the Minutes as presented.*
- 1.2 Approval of the Minutes of Special Board Meeting held on March 25, 2014**  
*Recommendation: The Board of Directors approve the Minutes as presented.*
- 1.3 Demands on General Fund Account for March 2014**  
*Recommendation: The Board of Directors approve the demands on the general fund account as presented.*
- 1.4 Investment Report for March 2014**  
*Recommendation: The Board of Directors approve the Investment Report as presented.*
- 1.5 Water Purchases for February 2014**  
*For information purposes only.*

<b>Special Board Meeting – Budget Workshop:</b>	<b>April 22, 2014, 5:00 p.m.</b>
<b>Special Board Meeting – President’s Dinner:</b>	<b>April 29, 2014, 5:00 p.m.</b>
<b>Next Regular Board Meeting:</b>	<b>May 13, 2014, 6:00 p.m.</b>

## **Tab 2 ACTION ITEMS**

*This portion of the Agenda is for items where staff presentations and Board discussions are needed prior to formal Board action.*

- 2.1 Review and Approve Directors’ Meeting Reimbursements for March 2014**  
*Recommendation: The Board of Directors approve the reimbursements as presented.*
- 2.2 Public Relations (Rose Perea)**
  - **Communications Outreach (CV Strategies)**
  - **Education Update***For information purposes only.*
- 2.3 Discussion of Upcoming Conferences, Workshops, or Events (Including Items that May Have Arisen after the Posting of the Agenda)**
  - **ACWA Spring Conference, Monterey, CA, May 6-9, 2014**
  - **CSDA Special Districts Legislative Days, Sacramento, CA May 20-21, 2014**



**Tab 3 LEGISLATIVE INFORMATION**

**3.1 Updates on Legislative Issues.**

*Intentionally left blank.*

**Tab 4 REVIEW OF CORRESPONDENCE**

*Intentionally left blank.*

**Tab 5 COMMITTEE REPORTS**

**5.1 Three Valleys Municipal Water District (Directors Lu-Yang/Lima)**

- Action Line Regular Board Meeting held March 19, 2014

*There are no tabs for the remainder of the meeting.*

**5.2 Joint Powers Insurance Authority (Director Lewis/Mr. Deck)**

**5.3 Association of California Water Agencies (Directors Lewis/Bellah)**

**5.4 Puente Basin Water Agency (Directors Lima/Lewis)**

**5.5 Project Ad-Hoc Committee (Directors Lima/Lu-Yang)**

**5.6 Regional Chamber of Commerce (Directors Lu-Yang/Lewis)**

**5.7 PWR Joint Water Line Commission (Directors Lima/Bellah)**

**5.8 Sheriff's Community Advisory Council (Directors Lu-Yang/Rios)**

**5.9 Rowland Heights Community Coordinating Council (Directors Bellah/Rios)**

**Tab 6 OTHER REPORTS, INFORMATION ITEMS AND COMMENTS**

**6.1 Personnel Report (Mr. Deck)**

**6.2 Engineer's Report (Mr. Carrera)**

**Tab 7 ATTORNEY'S REPORT (Ms. Morningstar)**

**Directors' and General Manager's Comments**

**Future Agenda Items**

**Late Business**

*No action shall be taken on any items not appearing on the posted agenda, except upon a determination by a majority of the Board that an emergency situation exists, or that the need to take action arose after the posting of the agenda.*

**Special Board Meeting – Budget Workshop:  
Special Board Meeting – President’s Dinner:  
Next Regular Board Meeting:**

**April 22, 2014, 5:00 p.m.  
April 29, 2014, 5:00 p.m.  
May 13, 2014, 6:00 p.m.**

**ADJOURNMENT**

President SZU PEI LU-YANG, Presiding

# Tab

## 1.1



Minutes of the Regular Meeting  
of the Board of Directors of the Rowland Water District  
March 11, 2014 - 6:00 p.m.  
Location: District Office

---

---

**PLEDGE OF ALLEGIANCE**

**ROLL CALL OF DIRECTORS**

President Szu Pei Lu-Yang  
Vice President John Bellah  
Director Anthony J. Lima  
Director Teresa P. Rios  
Director Robert W. Lewis

**ABSENT:**

None.

**OTHERS PRESENT:**

Janet Morningstar, Legal Counsel  
Dan Horan, Three Valleys Municipal Water District  
Joe Ruzicka, Three Valleys Municipal Water District  
Kirk Howie, Three Valleys Municipal Water District  
Erin La Combe Gilhuly, CV Strategies  
David and Teri Malkin, Residents  
Harry Peterson, Resident  
Mike Touhey, Upper San Gabriel Municipal Water District

**ROWLAND WATER DISTRICT STAFF**

Ken Deck, General Manager  
Ted Carrera, Assistant General Manager  
Tom Coleman, Assistant General Manager  
Rose Perea, Director of Administrative Services  
Sean Henry, Finance Officer

**ADDITION(S) TO THE AGENDA**

None.

**PUBLIC COMMENT ON NON-AGENDA ITEMS**

General Manager, Ken Deck, responded to the question posed by Mr. Peterson at last month's meeting in connection with an expense item shown on the General Account. Resident, Teri Malkin, commended staff on their participation in the Cherry Blossom Festival held at Schabarum Park on March 8, 2014.

**Tab 1 - CONSENT CALENDAR**

Upon motion by Director Lewis, seconded by Director Lima, the Consent Calendar was unanimously approved.

- Ayes: Directors Lu-Yang, Bellah, Lima, Lewis and Rios
- Noes: None
- Abstain: None
- Absent: None

**The approval of the Consent Calendar included:**

**1.1**

**Approval of the Minutes of Regular Board Meeting Held on February 11, 2014**

**1.2**

**Demands on General Fund Account for February 2014**

**1.3**

**Investment Report for February 2014**

**1.4**

**Water Purchases for January 2014**

Next Special Board Meeting – President’s Dinner	March 25, 2014, 5:00 p.m.
Next Regular Board Meeting	April 8, 2014, 6:00 p.m.

**Tab 2 - ACTION ITEMS**

**2.1**

**Approve Directors’ Meeting Reimbursements for February 2014**

Upon motion by Director Lima, seconded by Director Lewis, the Directors’ Meeting Reimbursement Report was unanimously approved.

- Ayes: Directors Lu-Yang, Bellah, Lima, Lewis and Rios
- Noes: None
- Abstain: None
- Absent: None

**2.2**

**Approve/Decline Claim for Damages Submitted by Auto Club Enterprises (Afni-Subrogation Department) on behalf of Sandra Christensen in the Amount of \$710.41**

After a brief discussion and a description of the claim filed against the District on behalf of Sandra Christensen for damages sustained to her automobile caused by water from a broken fire hydrant which was apparently damaged in a hit-and-run accident, it was staff’s recommendation that the Board deny the claim. Staff was instructed to forward the appropriate Notice of Rejection of Claim to Ms. Christensen’s insurance carrier with a copy to the District insurance carrier, ACWA/JPIA.

A motion was made by Director Lewis, seconded by Director Lima, to deny the claim for damages. The motion was unanimously carried.

- Ayes: Directors Lu-Yang, Bellah, Lima, Lewis and Rios
- Noes: None
- Abstain: None
- Absent: None



## 2.3

### **Consider Participation in San Gabriel Valley Economic Partnership**

The Board discussed participation in the San Gabriel Valley Economic Partnership. Kirk Howie, Three Valleys MWD, advised that they were members and would extend an invitation to its member agencies to attend as their guest when available. Members of the Board agreed to attend a meeting to be better able to assess the value of the District's participation in this partnership. It was the consensus of the Board to further discuss this item at a later Board meeting.

## 2.4

### **Public Relations (Rose Perea)**

- **Traveling Art show is here.** The deadline for posters to be delivered to the District for this year's poster contest is May 1, 2014. Our last program for this school year is the "Water Conservation Contest" (Video and Digital Art), which targets Middle School and High School Students. The deadline to submit entries is March 15, 2015 and the awards presentation will be held in May. First place is \$600, second place \$400, and third place \$200.
- **Communications Outreach (CV Strategies)**  
Erin La Combe Gilhuly, CV Strategies, high-lighted the drought outreach campaign CV Strategies is working on with the District which includes a press release, also to be included on the website, and talking points which have been provided to the customer service staff and a newsletter bill stuffer to be distributed to District customers in the billing statements. These collateral pieces stress the fact that Southern California, Rowland Water District and its customers and the Metropolitan Water District (MWD) member agencies have all done a great job of conserving water and implementing sound water conservation practices. Mr. Deck noted that in connection with water reliability for its customers, the District, for the first time in its 60-year history, has started importing groundwater from the Central Basin through the La Habra Heights interconnection. The District took in two (2) acre feet of water in February and saved \$200 per acre foot over the imported MWD water.
- **Education Update**  
Rose Perea, Director of Administrative Services, asked the Board whether they had any questions in connection with the Education Update provided in the Board packet.

## 2.5

### **Discussion of Upcoming Conferences, Workshops, or Events (Including Items that May Have Arisen after the Posting of the Agenda)**

- None.

### **Tab 3 LEGISLATIVE INFORMATION**

#### **3.1**

#### **Updates on Legislative Issues**

For information purposes only.

### **Tab 4 REVIEW OF CORRESPONDENCE**

Nothing to report.

## **Tab 5 COMMITTEE REPORTS**

### **5.1**

#### **Three Valleys Municipal Water District**

President Lu-Yang reported on her attendance at the February 19, 2014 Board meeting and reported that Joe Ruzicka had been appointed to serve as an alternate on the LAFCO Board to serve an unexpired term and is now running for re-election for the next term of office.

### **5.2**

#### **Joint Powers Insurance Authority**

Director Lewis commended staff on continuing to adhere to sound safety practices which continues to have a positive affect on the District's JPIA policy.

### **5.3**

#### **Association of California Water Agencies**

Director Lewis reported on ACWA Legislative Day.

### **5.4**

#### **Puente Basin Water Agency**

Director Lima reported that the Commission had discussed pending projects and that the next meeting will be held on March 13, 2014. Director Lewis advised the Board that Director Lima had been named as Chair of the Agency for the 2014 calendar year.

### **5.5**

#### **Project Ad-Hoc Committee**

President Lu-Yang reported that the next Ad Hoc meeting will be held on March 14, 2014.

### **5.6**

#### **Regional Chamber of Commerce**

Director Lewis reported on his attendance at the Government Affairs Committee meeting held on March 10, 2014, and advised that they discussed three pieces of legislation, however, nothing affecting the local level.

### **5.7**

#### **PWR Joint Water Line Commission**

Director Lima reported on the meeting held on February 20, 2014, and that they had reviewed the budget.

### **5.8**

#### **Sheriff's Community Advisory Council**

Director Lu-Yang reported that no meeting was held last month.

### **5.9**

#### **Rowland Heights Community Coordinating Council**

Director Rios reported on her attendance at the March 10, 2014 meeting and advised that they discussed the Nogales Grade Separation and the closure of Nogales Avenue on March 22, 2014 at which time they will be opening the by-pass road. Once the Nogales grade separation is completed, the Fullerton Road grade separation will be commenced. Staff was asked to obtain further information on the Water Forum to be discussed at the next meeting. Director Bellah advised that a hotel project which includes commercial buildings will be presented to the community. It is still in the "scoping" stages and nothing is definite.

**Tab 6 OTHER REPORTS, INFORMATION ITEMS AND COMMENTS**

**6.1**

**Personnel Report**

Mr. Deck advised the Board that a new employee, Jonathan Vasquez, will be starting with the District on March 17, 2014 as a "General Services Worker" which will replace the facilities maintenance position and will require expanded responsibilities and certification(s).

**6.2**

**Engineer's Report**

Mr. Carrera displayed a 50-year old brass broken valve which was the cause of a recent mainline leak and illustrated how a very small leak wore away the valve which eventually caused it to burst.

**Tab 7 ATTORNEY'S REPORT (Ms. Morningstar)**

Nothing to report.

**Directors' and General Manager's Comments**

Director Lewis reported on his attendance at the Urban Water Conference held in February and noted that in connection with the San Juan Capistrano Proposition 218 litigation, it is very important to include a written description of the costs and methodology for calculating the rates, in addition to the charts and data supporting water rate increases in the Proposition 218 Notice to rate payers. Directors Lima and Bellah reported on their attendance at the CUEMA Elected Officials Summit and commended President Lu-Yang on her presentation. President Lu-Yang thanked Mr. Deck, Dr. Mathis and CV Strategies for the excellent job they did in coordinating the summit and in providing her with the information and documents on the District Strategic Plan and the Directors' Information Cards which she distributed and which she felt represented the District at the highest level. Director Rios noted that after listening to comments made at the summit, she felt very proud of the District and of what they have accomplished.

**Future Agenda Items**

- Provide and discuss information on the Los Angeles County Water Forum to be held on June 6, 2014

**Late Business**

None.

Next Special Board Meeting-President's Dinner

March 25, 2014, 5:00 p.m.

Next Regular Board Meeting

April 8, 2014, 6:00 p.m.

A motion was made by Director Lima, seconded by Director Lewis, and unanimously carried to adjourn the meeting. The meeting was adjourned 6:54 p.m.

\_\_\_\_\_  
SZU PEI LU-YANG  
Board President

Attest: \_\_\_\_\_  
KEN DECK  
Board Secretary

# Tab

# 1.2





Minutes of the Special Meeting of  
the Board of Directors of the Rowland Water District

1905 South Azusa Avenue, Hacienda Heights, CA 91745

March 25, 2014 – 5:00 p.m.

---

**PLEDGE OF ALLEGIANCE**

**ROLL CALL OF DIRECTORS**

President Szu Pei Lu-Yang  
Vice President John Bellah  
Director Anthony J. Lima  
Director Robert W. Lewis  
Director Teresa P. Rios

**ABSENT:**

None

**OTHERS PRESENT:**

Dr. William Mathis, Mathis Consulting Group  
Janice Mathis, Mathis Consulting Group  
Erin Gilhuly, CV Strategies

**ROWLAND WATER DISTRICT STAFF:**

Ken Deck, General Manager  
Tom Coleman, Assistant General Manager

**PUBLIC COMMENT ON NON-AGENDA ITEMS**

**COMMENTS:**

None.

**Tab 1 ACTION ITEMS**

**1.1**

**Board Development Workshop – Comparing Achievements of Board Culture 2010-2014  
Facilitated by Dr. William Mathis, Mathis Consulting Group**

Dr. Bill Mathis facilitated discussion on achievements of Board Culture, celebrating success and forging new ventures. The Board discussed regional partnerships, shared services and succession planning.

**Directors' and General Manager's Comments**

None

**Future Agenda Items**

None.

**Late Business**

None

*Next Regular Meeting of the Board of Directors:*

*April 8, 2014*

A motion was made by Director Lima, seconded by Director Bellah, and unanimously carried to adjourn the meeting. The meeting was adjourned at 7:30 p.m.

\_\_\_\_\_  
SZU PEI LU-YANG  
Board President

Attest: \_\_\_\_\_  
KEN DECK  
Board Secretary

# Tab

# 1.3

## Report Criteria:

Report type: GL detail

GL Period	Check Issue Date	Check Number	Vendor Number	Payee	Description	Check Amount
<b>17760</b>						
03/14	03/08/2014	17760	1000	ACWA/JPIA	EMPLOYEE HEALTH BENEFITS	43,353.76
03/14	03/08/2014	17760	1000	ACWA/JPIA	EMPLOYEE VISION BENEFITS	614.22
03/14	03/08/2014	17760	1000	ACWA/JPIA	EMPLOYEE ASSISTANCE PROGRAM	65.78
03/14	03/08/2014	17760	1000	ACWA/JPIA	RETIREES HEALTH BENEFITS	8,288.68
Total 17760:						52,320.44
<b>17761</b>						
03/14	03/08/2014	17761	220	CALIF URBAN WATER CONS	MEMBERSHIP FEE	2,984.99
Total 17761:						2,984.99
<b>17762</b>						
03/14	03/08/2014	17762	62545	CHARLES P. CROWLEY COMPANY	MATERIAL FOR RWD/LHHCWD INTERCONNCETIO	215.71
Total 17762:						215.71
<b>17763</b>						
03/14	03/06/2014	17763	62534	CINTAS DOCUMENT MANAGEMENT	SHREDDING SERVICE	55.00
Total 17763:						55.00
<b>17764</b>						
03/14	03/06/2014	17764	371	CIVILTEC ENGINEERING INC	ENGINEERING-RWD/CDWD	2,872.50
03/14	03/06/2014	17764	371	CIVILTEC ENGINEERING INC	ENGINEERING-RWD/CDWD	13,825.00
Total 17764:						16,697.50
<b>17765</b>						
03/14	03/08/2014	17765	1800	CLINICAL LAB OF S B	WATER SAMPLES	1,135.00
Total 17765:						1,135.00
<b>17766</b>						
03/14	03/08/2014	17766	62439	CVSTRATEGIES	COMMUNICATION SERVICES	1,765.00
Total 17766:						1,765.00
<b>17767</b>						
03/14	03/06/2014	17767	2125	DANIELS TIRE SERVICE	BATTERY FOR VALVE TRAILER	108.95
Total 17767:						108.95
<b>17768</b>						
03/14	03/08/2014	17768	62351	ELITE EQUIPMENT INC.	WACHS TRAILER GAS TANK	161.21
03/14	03/08/2014	17768	62351	ELITE EQUIPMENT INC.	REPAIR-INGERSALL RAND	109.78
Total 17768:						270.99
<b>17769</b>						
03/14	03/08/2014	17769	62526	HARRINGTON INDUSTRIAL PLASTICS	MATERIALS FOR RWD/LHHCWD INTERCONNECTI	313.08



GL Period	Check Issue Date	Check Number	Vendor Number	Payee	Description	Check Amount
Total 17769:						313.08
<b>17770</b>						
03/14	03/06/2014	17770	6800	J G TUCKER & SONS	CALIBRATION OF MX-4	50.00
Total 17770:						50.00
<b>17771</b>						
03/14	03/08/2014	17771	3300	LAGERLOF SENECA ET AL	LA REGION-NPDES PERMIT	448.25
Total 17771:						448.25
<b>17772</b>						
03/14	03/08/2014	17772	257	MCMASTER-CARR SUPPLY CO	MATERIALS FOR RWD/LHHCWD INTERCONNECTI	68.02
Total 17772:						68.02
<b>17773</b>						
03/14	03/06/2014	17773	62525	MORROW-MEADOWS CORPORATION	INSTALL 24 VDC TO NEW VALVE POSITION TRANS	542.88
Total 17773:						542.88
<b>17774</b>						
03/14	03/08/2014	17774	5775	NATIONAL THEATRE FOR CHILDREN	FINAL PAYMENT/2013-14 SCHOOL TOUR	2,350.00
Total 17774:						2,350.00
<b>17775</b>						
03/14	03/08/2014	17775	62448	PARS	GASBY 45 MANAGEMENT FEE	300.00
Total 17775:						300.00
<b>17776</b>						
03/14	03/08/2014	17776	4500	PETTY CASH	MISC EXPENSES	131.98
Total 17776:						131.98
<b>17777</b>						
03/14	03/06/2014	17777	62243	POLLARDWATER.COM EAST	GAUGE KIT 4"	179.40
Total 17777:						179.40
<b>17778</b>						
03/14	03/08/2014	17778	62447	REEB GOVERNMENT RELATIONS LLC	LOBBYIST	1,500.00
Total 17778:						1,500.00
<b>17779</b>						
03/14	03/06/2014	17779	62502	S & J SUPPLY COMPANY, INC	MPB AERVOE MARKING PAINT 20 OZ BLUE #203	90.98
03/14	03/06/2014	17779	62502	S & J SUPPLY COMPANY, INC	HE88 6" X 6" CI HYD EXT CL BO 8H	208.40
03/14	03/06/2014	17779	62502	S & J SUPPLY COMPANY, INC	HE88 6" X 6" CI HYD EXT CL BO 8H	188.23
03/14	03/08/2014	17779	62502	S & J SUPPLY COMPANY, INC	CLOW 865 FIRE HYD DC 8H / PENT 1-1/8"	1,642.74
03/14	03/08/2014	17779	62502	S & J SUPPLY COMPANY, INC	CLOW 850 FIRE HYD DC 8H / PENT 1-1/8"	3,685.02
Total 17779:						5,793.35

GL Period	Check Issue Date	Check Number	Vendor Number	Payee	Description	Check Amount	
17780	03/14	03/06/2014	17780	180	SEAN HENRY	MILEAGE REIMBURSEMENT	89.60
Total 17780:						89.60	
17781	03/14	03/06/2014	17781	62249	SECURE SITE SOLUTIONS INC	INSTALL ADDITIONAL CAMERA AT KIOSK FUTURE	1,339.10
Total 17781:						1,339.10	
17782	03/14	03/06/2014	17782	5750	SHERWIN WILLIAMS	PAINT	154.95
Total 17782:						154.95	
17783	03/14	03/06/2014	17783	3550	SOUTHERN COUNTIES FUELS	ISO 32 OIL/GALLON	815.18
Total 17783:						815.18	
17784	03/14	03/06/2014	17784	62521	TRIPEPI SMITH & ASSOCIATES	WEBSITE MONTHLY MAINTENANCE SUPPORT	300.00
Total 17784:						300.00	
17785	03/14	03/06/2014	17785	62084	WESTIN ENGINEERING INC	ENGINEERING-CMMS IMPLEMENTATION	6,555.00
Total 17785:						6,555.00	
17786	03/14	03/06/2014	17786	62568	XCEPTIONAL NETWORKS, INC	Invoice 5746	971.36
Total 17786:						971.36	
17787	03/14	03/11/2014	17787	3375	ANTHONY LIMA	MILEAGE REIMBURSEMENT	51.33
Total 17787:						51.33	
17788	03/14	03/11/2014	17788	62233	JOHN BELLAH	MILEAGE REIMBURSEMENT	88.50
Total 17788:						88.50	
17789	03/14	03/11/2014	17789	3380	ROBERT LEWIS	MILEAGE REIMBURSEMENT	99.12
Total 17789:						99.12	
17790	03/14	03/11/2014	17790	62045	SZU-PEI LU-YANG	MILEAGE REIMBURSEMENT	72.80
Total 17790:						72.80	
17794	03/14	03/12/2014	17794	5625	SAN GABRIEL VALLEY WATER ASSN	RESERVATION (1)	25.00

GL Period	Check Issue Date	Check Number	Vendor Number	Payee	Description	Check Amount
Total 17794:						25.00
<b>17795</b>						
03/14	03/12/2014	17795	6625	SAN GABRIEL VALLEY WATER ASSN	RESERVATION (2)	50.00
Total 17795:						50.00
<b>17796</b>						
03/14	03/14/2014	17796	3850	ATHENS SERVICES (MODERN SVC)	TRASH SERVICE	207.12
Total 17796:						207.12
<b>17797</b>						
03/14	03/14/2014	17797	1400	BADGER METER INC	#25 ORION MODULES	8,373.98
03/14	03/14/2014	17797	1400	BADGER METER INC	FIRE HYDRANT METER - 3" PORT	3,284.66
Total 17797:						9,658.62
<b>17798</b>						
03/14	03/14/2014	17798	62143	CHRISTOPHER M REYNOSO	REIMBURSEMENT-BOOTS & INSOLES	114.43
Total 17798:						114.43
<b>17799</b>						
03/14	03/14/2014	17799	6968	CINTAS CORPORATION LOC 693	UNIFORM RENTAL	2,041.03
Total 17799:						2,041.03
<b>17800</b>						
03/14	03/14/2014	17800	62534	CINTAS DOCUMENT MANAGEMENT	SHREDDING SERVICE	55.00
Total 17800:						55.00
<b>17801</b>						
03/14	03/14/2014	17801	15	DAVE SHUBIN	MILEAGE REIMBURSEMENT	68.08
03/14	03/14/2014	17801	15	DAVE SHUBIN	REIMBURSABLE EXPENSE-WESTERN MUNICIPAL	15.63
Total 17801:						81.71
<b>17802</b>						
03/14	03/14/2014	17802	22541	DOTY BROS CONSTRUCTION CO	VARIOUS SVCS-PATHFINDER PARK	48,897.00
Total 17802:						48,897.00
<b>17803</b>						
03/14	03/14/2014	17803	33	DUSTIN T MOISIO	MILEAGE REIMBURSEMENT	68.32
03/14	03/14/2014	17803	33	DUSTIN T MOISIO	MEAL AT SEMINAR	3.27
Total 17803:						71.59
<b>17804</b>						
03/14	03/14/2014	17804	1725	EMERSON PROCESS MANAGEMENT	Completion of Field Services at LHHCWWD for SCADA I	3,600.00
Total 17804:						3,600.00

GL Period	Check Issue Date	Check Number	Vendor Number	Payee	Description	Check Amount
<b>17805</b>						
03/14	03/14/2014	17805	5600	G M SAGER CONSTRUCTION	ASPHALT & CONCRETE	1,988.90
03/14	03/14/2014	17805	5600	G M SAGER CONSTRUCTION	ASPHALT & CONCRETE	1,720.60
03/14	03/14/2014	17805	5600	G M SAGER CONSTRUCTION	ASPHALT & CONCRETE	2,802.70
03/14	03/14/2014	17805	5600	G M SAGER CONSTRUCTION	ASPHALT	2,665.00
Total 17805:						9,177.20
<b>17806</b>						
03/14	03/14/2014	17806	62526	HARRINGTON INDUSTRIAL PLASTICS	MATERIAL-RWD/LHHCWD INTERCONNECTION	188.50
Total 17806:						188.50
<b>17807</b>						
03/14	03/14/2014	17807	2724	HOME DEPOT CREDIT SERVICES	MATERIAL & SUPPLIES	1,000.97
03/14	03/14/2014	17807	2724	HOME DEPOT CREDIT SERVICES	MATERIAL & SUPPLIES	86.51
03/14	03/14/2014	17807	2724	HOME DEPOT CREDIT SERVICES	MATERIAL & SUPPLIES	1.72
03/14	03/14/2014	17807	2724	HOME DEPOT CREDIT SERVICES	MATERIAL & SUPPLIES	54.40
03/14	03/14/2014	17807	2724	HOME DEPOT CREDIT SERVICES	MATERIAL & SUPPLIES	239.67
Total 17807:						1,393.27
<b>17808</b>						
03/14	03/14/2014	17808	2975	INDUSTRY LIFT INC	MAINTANENCE ON FORKLIFT	157.85
Total 17808:						157.85
<b>17809</b>						
03/14	03/14/2014	17809	244	INFOSEND INC	BILLING SERVICE	1,729.11
03/14	03/14/2014	17809	244	INFOSEND INC	BILLING SERVICE	1,602.77
Total 17809:						3,331.88
<b>17810</b>						
03/14	03/14/2014	17810	397	JANET MORNINGSTAR	LEGAL FEES	3,750.00
Total 17810:						3,750.00
<b>17811</b>						
03/14	03/14/2014	17811	62088	JANITORIAL SYSTEMS	MONTHLY JANITORIAL SERVICES	600.00
Total 17811:						600.00
<b>17812</b>						
03/14	03/14/2014	17812	62573	MANAGED MOBILE INC	FLEET MAINTENANCE-BACKHOE, FORKLIFT	519.74
Total 17812:						519.74
<b>17813</b>						
03/14	03/14/2014	17813	257	MCMASTER-CARR SUPPLY CO	TOOLS & SUPPLIES	145.40
03/14	03/14/2014	17813	257	MCMASTER-CARR SUPPLY CO	TOOLS & SUPPLIES	101.52
Total 17813:						246.92
<b>17814</b>						
03/14	03/14/2014	17814	62562	RMC WATER AND ENVIRONMENT	PUENTE VALLEY OPERABLE UNIT SUPPLY FEASI	4,272.99
03/14	03/14/2014	17814	62562	RMC WATER AND ENVIRONMENT	RWD POTABLE WATER ON CALL SERVICE	2,269.00



GL Period	Check Issue Date	Check Number	Vendor Number	Payee	Description	Check Amount
03/14	03/14/2014	17814	62562	RMC WATER AND ENVIRONMENT	RWD RECYCLED WATER ON CALL SERVICE	2,112.00
Total 17814:						8,673.99
<b>17815</b>						
03/14	03/14/2014	17815	36	ROSEMARIE PEREA	MILEAGE REIMBURSEMENT	108.64
03/14	03/14/2014	17815	36	ROSEMARIE PEREA	REIMBURSEABLE EXPENSE-CUEMA CONFERENC	621.40
03/14	03/14/2014	17815	36	ROSEMARIE PEREA	NON REIMBURSABLE EXPENSE-CUEMA CONFER	30.33
Total 17815:						699.71
<b>17816</b>						
03/14	03/14/2014	17816	62502	S & J SUPPLY COMPANY, INC	MATERIALS FOR NOGALES HS PROJECT	95.37
Total 17816:						95.37
<b>17817</b>						
03/14	03/14/2014	17817	62249	SECURE SITE SOLUTIONS INC	50%- TROUBLE SHOOT AND REPAIR 7 DOWN CAM	380.00
Total 17817:						380.00
<b>17818</b>						
03/14	03/14/2014	17818	62166	SO CAL GAS CO	GAS UTILITY BILL-2505 ARTIGAS	55.65
Total 17818:						55.65
<b>17819</b>						
03/14	03/14/2014	17819	5800	SO CALIFORNIA EDISON	OFFICE & PUMPING POWER	12,229.16
03/14	03/14/2014	17819	5800	SO CALIFORNIA EDISON	OFFICE & PUMPING POWER	1,358.79
Total 17819:						13,587.95
<b>17820</b>						
03/14	03/14/2014	17820	62325	THE BANK OF NEW YORK MELLON	IRS REBATE CALCUATION	2,750.00
Total 17820:						2,750.00
<b>17821</b>						
03/14	03/14/2014	17821	5800	THE GAS COMPANY	GAS UTILITY BILL	160.78
Total 17821:						160.78
<b>17822</b>						
03/14	03/14/2014	17822	62154	UNITED BROTHERS MOTOR GROUP I	MAINTENANCE TRUCK 9, EXPLORER	994.82
Total 17822:						994.82
<b>17823</b>						
03/14	03/14/2014	17823	323	UPS	POSTAGE	17.32
Total 17823:						17.32
<b>17824</b>						
03/14	03/14/2014	17824	62462	VERIZON CONFERENCING	CONFERENCE CALLING	265.51
Total 17824:						265.51

GL Period	Check Issue Date	Check Number	Vendor Number	Payee	Description	Check Amount
17825						
03/14	03/14/2014	17825	382	W A RASIC CONSTRUCTION CO INC	FH RELOCATION	11,296.57
Total 17825:						11,296.57
17826						
03/14	03/18/2014	17826	4750	PWR JT WATER LINE COMMISSION	482.6 AC FT-JAN 2014 WATER	422,275.00
03/14	03/18/2014	17826	4750	PWR JT WATER LINE COMMISSION	MWD CAPACITY RESERVATION CHARGE	8,473.97
03/14	03/18/2014	17826	4750	PWR JT WATER LINE COMMISSION	TVMWD CONNECTED CAPACITY CHARGE	1,066.91
03/14	03/18/2014	17826	4750	PWR JT WATER LINE COMMISSION	TVMWD WATER USE CHARGE	2,559.77
Total 17826:						434,375.65
17827						
03/14	03/20/2014	17827	339	S C W U A	RESERVATION (4)	100.00
Total 17827:						100.00
17828						
03/14	03/25/2014	17828	1050	ACWA JOINT POWERS INSURANCE A	PROPERTY INSURANCE RENEWAL	44,281.00
Total 17828:						44,281.00
17829						
03/14	03/25/2014	17829	4600	AIRGAS USA LLC	TANK RENTAL	60.07
Total 17829:						60.07
17830						
03/14	03/25/2014	17830	1165	ANTIMITE TERMITE & PEST	MONTHLY PEST CONTROL SERVICE	105.00
Total 17830:						105.00
17831						
03/14	03/25/2014	17831	1476	BUSINESS CARD (VISA)	CONFERENCE & MISC EXPENSES	221.96
03/14	03/25/2014	17831	1476	BUSINESS CARD (VISA)	CONFERENCE & MISC EXPENSES	177.86
03/14	03/25/2014	17831	1476	BUSINESS CARD (VISA)	CONFERENCE & MISC EXPENSES	697.12
Total 17831:						1,096.94
17832						
03/14	03/25/2014	17832	62071	CALIFORNIA LIVING INC	INTERIOR PLANT MAINTENANCE	430.00
Total 17832:						430.00
17833						
03/14	03/25/2014	17833	403	CASELLE INC	CONTRACT SUPPORT CHARGES	1,168.00
Total 17833:						1,168.00
17834						
03/14	03/25/2014	17834	62309	CITY OF INDUSTRY CITY HALL	RECYCLED WATER SYSTEM	12,997.70
Total 17834:						12,997.70
17835						
03/14	03/25/2014	17835	371	CIVLTEC ENGINEERING INC	ENGINEERING-RWD/CDWD	6,741.60

GL Period	Check Issue Date	Check Number	Vendor Number	Payee	Description	Check Amount
Total 17835:						6,741.60
17836						
03/14	03/25/2014	17836	62540	CONSOLIDATED CONTRACTING SER	Final Invoice #33454-8	2,599.89
Total 17836:						2,599.89
17837						
03/14	03/25/2014	17837	62548	CORPORATE BUSINESS INTERIORS	STORAGE CABINETS	173.84
Total 17837:						173.84
17838						
03/14	03/25/2014	17838	1270	DATA QUICK INFORMATION SYSINC	PROPERTY DATA INFO	100.00
Total 17838:						100.00
17839						
03/14	03/25/2014	17839	2253	DUKE'S LANDSCAPING INC	GARDENING SERVICE	1,695.00
Total 17839:						1,695.00
17840						
03/14	03/25/2014	17840	62433	EMPLOYEE RELATIONS INC	PRE-EMPLOYMENT BACKGROUND VERIFICATION	219.75
Total 17840:						219.75
17841						
03/14	03/25/2014	17841	2300	FEDERAL EXPRESS	POSTAGE	44.34
Total 17841:						44.34
17842						
03/14	03/25/2014	17842	24701	GRAINGER	TOOLS & SUPPLIES	58.78
Total 17842:						58.78
17843						
03/14	03/25/2014	17843	2600	HACH COMPANY	HARDNESS TREATMENT RGT PP	78.37
Total 17843:						78.37
17844						
03/14	03/25/2014	17844	379	HIGHROAD INFORMATION TECHNOL	DATA CENTER	2,557.00
03/14	03/25/2014	17844	379	HIGHROAD INFORMATION TECHNOL	MANAGED SERVICES	4,416.67
Total 17844:						8,973.67
17845						
03/14	03/25/2014	17845	244	INFOSEND INC	BILLING SERVICE	2,093.55
Total 17845:						2,093.55
17846						
03/14	03/25/2014	17846	62327	MATHIS CONSULTING GROUP	CONSULTING SERVICES	4,030.00
03/14	03/25/2014	17846	62327	MATHIS CONSULTING GROUP	CONSULTING SERVICES	562.50

GL Period	Check Issue Date	Check Number	Vendor Number	Payee	Description	Check Amount
Total 17846:						4,592.50
<b>17847</b>						
03/14	03/25/2014	17847	62525	MORROW-MEADOWS CORPORATION	RWD/LHHCWD SCADA Network Interconnect - Radio	19,000.00
03/14	03/25/2014	17847	62525	MORROW-MEADOWS CORPORATION	RWD/LHHCWD SCADA Network Interconnect	23,500.00
Total 17847:						42,500.00
<b>17848</b>						
03/14	03/25/2014	17848	62476	NETWORKFLEET INC	MONTHLY SERVICE	399.20
Total 17848:						399.20
<b>17849</b>						
03/14	03/25/2014	17849	189	NOBEL SYSTEMS	GIS SUBSCRIPTION	5,000.00
03/14	03/25/2014	17849	189	NOBEL SYSTEMS	INTEGRATION OF CITYWORKS TO GEOVIEWER M	5,100.00
Total 17849:						10,100.00
<b>17850</b>						
03/14	03/25/2014	17850	62377	OREILLY AUTOMOTIVE STORES INC	AUTO SUPPLIES	45.68
Total 17850:						45.68
<b>17851</b>						
03/14	03/25/2014	17851	62125	PREMIER ACCESS	EMPLOYEES' DENTAL BENEFITS	3,448.69
03/14	03/25/2014	17851	62125	PREMIER ACCESS	RETIREES' DENTAL BENEFITS	486.53
Total 17851:						3,945.22
<b>17852</b>						
03/14	03/25/2014	17852	5000	PUENTE BASIN WATER AGENCY	ASSESSMENT FOR PROFESSIONAL FEES	3,333.33
03/14	03/25/2014	17852	5000	PUENTE BASIN WATER AGENCY	ASSESSMENT FOR PROPERTY PROGRAM	250.00
03/14	03/25/2014	17852	5000	PUENTE BASIN WATER AGENCY	ASSESSMENT FOR ATTORNEY FEE	522.50
Total 17852:						4,105.83
<b>17853</b>						
03/14	03/25/2014	17853	5740	QUINN POWER SYSTEM	REPLACE AIR FILTER ELEMENT-CAT	1,177.63
Total 17853:						1,177.63
<b>17854</b>						
03/14	03/25/2014	17854	62159	REGISTER-RECORDER/COUNTY CLE	CONSOLIDATED ELECTION FEE	170.00
Total 17854:						170.00
<b>17855</b>						
03/14	03/25/2014	17855	62502	S & J SUPPLY COMPANY, INC	6" TOP BOLT FLEX COUPLING	239.80
03/14	03/25/2014	17855	62502	S & J SUPPLY COMPANY, INC	6" CLOW C515 MJXFLG RWGV VLV OL L/A W/ SS T	5,850.00
03/14	03/25/2014	17855	62502	S & J SUPPLY COMPANY, INC	E1108DEC 6" EBAA MEGA LUG KIT F/ DI	351.00
03/14	03/25/2014	17855	62502	S & J SUPPLY COMPANY, INC	3/4" X 3-1/2" T316 SS T-HEAD B&N	372.80
03/14	03/25/2014	17855	62502	S & J SUPPLY COMPANY, INC	6" CL350 TJ DIP CL ACL / AC	574.20
03/14	03/25/2014	17855	62502	S & J SUPPLY COMPANY, INC	6" - 8" T316 SS 150# B&N SET 8PCS - 3/4" X 3-1/4"	197.10
03/14	03/25/2014	17855	62502	S & J SUPPLY COMPANY, INC	RRRG186 6" X 1/8" 150# RED RBR RING GSKT	31.25
03/14	03/25/2014	17855	62502	S & J SUPPLY COMPANY, INC	SDR35PG620 6" X 20" SDR35 GSKT SEWER PIPE G	40.20

GL Period	Check Issue Date	Check Number	Vendor Number	Payee	Description	Check Amount
03/14	03/25/2014	17855	62502	S & J SUPPLY COMPANY, INC	GT812 6" X 12" GALV SLIP TOP SECTION	83.40
03/14	03/25/2014	17855	62502	S & J SUPPLY COMPANY, INC	GCW6 6" GATE CAP MWTR	807.41
03/14	03/25/2014	17855	62502	S & J SUPPLY COMPANY, INC	MATERIAL FOR MAINS	728.12
03/14	03/25/2014	17855	62502	S & J SUPPLY COMPANY, INC	MATERIAL FOR MAINS	2,548.42
03/14	03/25/2014	17855	62502	S & J SUPPLY COMPANY, INC	6" GATE VALVE MJ / FLG	746.00
03/14	03/25/2014	17855	62502	S & J SUPPLY COMPANY, INC	6" MJ KIT	36.00
03/14	03/25/2014	17855	62502	S & J SUPPLY COMPANY, INC	SS T BOLTS	42.00
03/14	03/25/2014	17855	62502	S & J SUPPLY COMPANY, INC	TAX	74.16
03/14	03/25/2014	17855	62502	S & J SUPPLY COMPANY, INC	3/4" x 3-1/2" SS BOLT	248.00
03/14	03/25/2014	17855	62502	S & J SUPPLY COMPANY, INC	3/4" SS NUT	59.00
03/14	03/25/2014	17855	62502	S & J SUPPLY COMPANY, INC	6" X 16" REPAIR CLAMP 705 - 7.45	384.88
03/14	03/25/2014	17855	62502	S & J SUPPLY COMPANY, INC	TAX	62.27
Total 17855:						13,475.81
<b>17856</b>						
03/14	03/25/2014	17856	62209	SIERRA WATER GROUP INC	PROFESSIONAL SERVICES	5,771.25
Total 17856:						5,771.25
<b>17857</b>						
03/14	03/25/2014	17857	3550	SOUTHERN COUNTIES FUELS	DIESEL CLEAR	493.76
Total 17857:						493.76
<b>17858</b>						
03/14	03/25/2014	17858	143	ST JOSEPH HERITAGE HEALTHCARE	FIRST AID-C REYNOSO	208.72
03/14	03/25/2014	17858	143	ST JOSEPH HERITAGE HEALTHCARE	PRE EMPLOYMENT PHYSICAL EXAM	95.00
03/14	03/25/2014	17858	143	ST JOSEPH HERITAGE HEALTHCARE	FIRST AID-C REYNOSO	62.76
03/14	03/25/2014	17858	143	ST JOSEPH HERITAGE HEALTHCARE	DMV EXAM-J JACOBSEN	75.00
Total 17858:						441.48
<b>17859</b>						
03/14	03/25/2014	17859	62461	STAPLES ADVANTAGE	OFFICE SUPPLIES	1,029.58
Total 17859:						1,029.58
<b>17860</b>						
03/14	03/25/2014	17860	6075	STAPLES CREDIT PLAN	OFFICE SUPPLIES	38.13
Total 17860:						38.13
<b>17861</b>						
03/14	03/25/2014	17861	62500	ULTRA WELDING, INC.	WELDER	840.00
Total 17861:						840.00
<b>17862</b>						
03/14	03/25/2014	17862	6950	UNDERGROUND SERVICE ALERT	SERVICE ALERT	150.00
Total 17862:						150.00
<b>17863</b>						
03/14	03/25/2014	17863	62353	VERIZON BUSINESS	PHONE SYSTEM-VOIP/VOICE LINE	875.79



GL Period	Check Issue Date	Check Number	Vendor Number	Payee	Description	Check Amount
Total 17863:						875.79
<b>17864</b>						
03/14	03/25/2014	17864	7700	WALNUT VALLEY WATER DISTRICT	RECLAIMED WATER	414.43
Total 17864:						414.43
<b>17865</b>						
03/14	03/25/2014	17865	62568	XCEPTIONAL NETWORKS, INC	Bogen ZPM3, 3 Zone paging module	57.22
Total 17865:						57.22
<b>31714</b>						
03/14	03/17/2014	31714	62558	PUENTE BASIN WATER AGENCY	PM-22 CONNECTION	370,125.00
03/14	03/17/2014	31714	62558	PUENTE BASIN WATER AGENCY	TVMWD CONNECTION CAPACITY	1,322.62
03/14	03/17/2014	31714	62558	PUENTE BASIN WATER AGENCY	TVMWD EQUIVALENT SMALL METER	1,642.66
03/14	03/17/2014	31714	62558	PUENTE BASIN WATER AGENCY	TVMWD WATER USE CHARGE	992.23
03/14	03/17/2014	31714	62558	PUENTE BASIN WATER AGENCY	MWD CAPACITY CHARGE	6,490.47
Total 31714:						380,572.98
Grand Totals:						1,207,499.43

Summary by General Ledger Account Number

GL Account	Debit	Credit	Proof
11171-0	13,614.92	.00	13,614.92
11505-0	153,420.68	.00	153,420.68
222100	30.33	1,207,529.76-	1,207,499.43-
51310-0	792,400.00	.00	792,400.00
51410-1	3,552.00	.00	3,552.00
51410-2	2,389.53	.00	2,389.53
51410-3	1,642.66	.00	1,642.66
51410-5	14,964.44	.00	14,964.44
51510-0	13,412.13	.00	13,412.13
51810-0	3,333.33	.00	3,333.33
52210-0	815.18	.00	815.18
52310-0	12,229.16	.00	12,229.16
54210-0	7,153.79	.00	7,153.79
54211-0	4,385.60	.00	4,385.60
54212-0	9,658.62	.00	9,658.62
54213-0	179.40	.00	179.40
54214-0	898.16	.00	898.16
54215-0	3,288.29	.00	3,288.29
54216-0	542.86	.00	542.86
56210-0	1,643.21	.00	1,643.21
56211-0	3,050.00	.00	3,050.00
56214-0	1,245.57	.00	1,245.57
56215-0	2,984.99	.00	2,984.99
56216-0	61.66	.00	61.66
56217-0	644.39	.00	644.39
56218-0	5,698.25	.00	5,698.25
56218-1	522.50	.00	522.50

GL Account	Debit	Credit	Proof
56219-0	3,033.64	.00	3,033.64
56220-0	7,273.67	.00	7,273.67
56221-0	4,115.00	.00	4,115.00
56223-0	1,318.52	30.33-	1,288.19
56310-0	44,531.00	.00	44,531.00
56312-0	17,111.66	.00	17,111.66
56320-0	4,783.13	.00	4,783.13
56411-0	43,353.76	.00	43,353.76
56413-0	3,448.69	.00	3,448.69
56415-0	614.22	.00	614.22
56417-0	8,783.21	.00	8,783.21
56419-0	65.78	.00	65.78
56510-0	170.00	.00	170.00
56710-0	2,024.87	.00	2,024.87
56812-0	964.59	.00	964.59
57312-0	1,467.88	.00	1,467.88
57314-0	631.46	.00	631.46
57315-0	1,135.00	.00	1,135.00
57316-0	8,673.99	.00	8,673.99
57321-0	248.37	.00	248.37
57323-0	50.00	.00	50.00
<b>Grand Totals:</b>	<b>1,207,560.09</b>	<b>1,207,560.09-</b>	<b>.00</b>

Report Criteria:  
 Report type: GL detail

Report Criteria:  
Detail Report

Check Number	Date	Payee	Sequence	Source	Description	GL Account	Amount	Check Amount
17866	03/25/2014	JERSEY MA WENCHI SUN						
			1	424470-04	DEPOSIT REFUND-571 FRANKFURT AVE	22810-0	91.24	91.24
17867	03/25/2014	XIAODAN TANG						
			1	928990-14	DEPOSIT REFUND-3507 HERTFORD PL	22810-0	250.64	250.64
17868	03/25/2014	WINKELMANN REALTY						
			1	332292-48	DEPOSIT REFUND-18240 LOS PALACIOS DR	22810-0	364.50	364.50
17869	03/25/2014	DI GENG						
			1	107560-22	DEPOSIT REFUND-2968 BLAKEMAN	22810-0	117.77	117.77
17870	03/25/2014	OLIVER KUO YANG						
			1	148406-51	DEPOSIT REFUND-1818 SAMARA DR	22810-0	140.48	140.48
17871	03/25/2014	MI HEE CHO						
			1	434598-62	DEPOSIT REFUND-16619 SURREY PL	22810-0	57.03	57.03
17872	03/25/2014	YE TIAN C/O ROBO LING TAM						
			1	385349-46	DEPOSIT REFUND-2215 RAVENFALL	22810-0	217.20	217.20
17873	03/25/2014	HEA KYOUNG YU						
			1	666744-27	CREDIT REFUND-17922 SUNRISE	15210-0	145.19	145.19

Check Number	Date	Payee				
17874	03/25/2014	MAJESTIC MANANGEMENT C/O FULLERTON #5				
Sequence	Source	Description	GL Account	Amount	Check Amount	
1	4100-01	CREDIT REFUND-18591 SAN JOSE (RC)	16210-0	547.41		
2	618378-86	CREDIT REFUND-18591 SAN JOSE	16210-0	80.31	627.72	
Grand Totals:						<u>2,011.77</u>

Report Criteria:  
Detail Report

# Tab

# 1.4





# Rowland Water District Memorandum

To: Kenneth Deck, General Manager

From: Sean S. Henry, Finance Officer

CC:

Date: April 1, 2014

**Subject: Investment Update – March 2014**

---

**Economic Review:** The next meeting of the Federal Reserve is scheduled for April 29th. The last meeting was held on March 19th. The Fed Funds rate remains at a target range of 0 to ¼ percent. At the meeting, the Federal Reserve stated that “economic activity slowed during the winter months, in part reflecting adverse weather conditions. Labor market indicators were mixed but on balance showed further improvement. The unemployment rate, however, remains elevated. Household spending and business fixed investment continued to advance, while the recovery in the housing sector remained slow. Fiscal policy is restraining economic growth, although the extent of restraint is diminishing. Inflation has been running below the Committee’s longer-run objective, but longer-term inflation expectations have remained stable.” The latest reading of the Consumer Price Index (CPI) for Los Angeles, Riverside and Orange Counties was 0.4 for the month of February. The previous reading was 0.8 in January.

**LAIF Update:** LAIF ended the month of March with a yield of 0.24%. This represents a .01 basis point change from the month of February. A comparison with last year shows LAIF .05 basis points lower than March 2013 when the yield stood at 0.29%.

**RWD Investments:** Rowland Water District’s bond portfolio carries an average yield of 1.46%. This represents a .03 basis point decrease from the month of February. This represents a 1.22 basis point premium to LAIF. The District had one bond purchase and one maturity in the month of March. The maturity was a \$250,000 five year FNMA note with a yield of 2.75%. The District purchased a \$250,000 four year US Treasury Note with yields of 1.38%.

Rowland Water District  
3021 South Fullerton Road  
Rowland Heights, CA 91748  
Tel (562) 697-1726



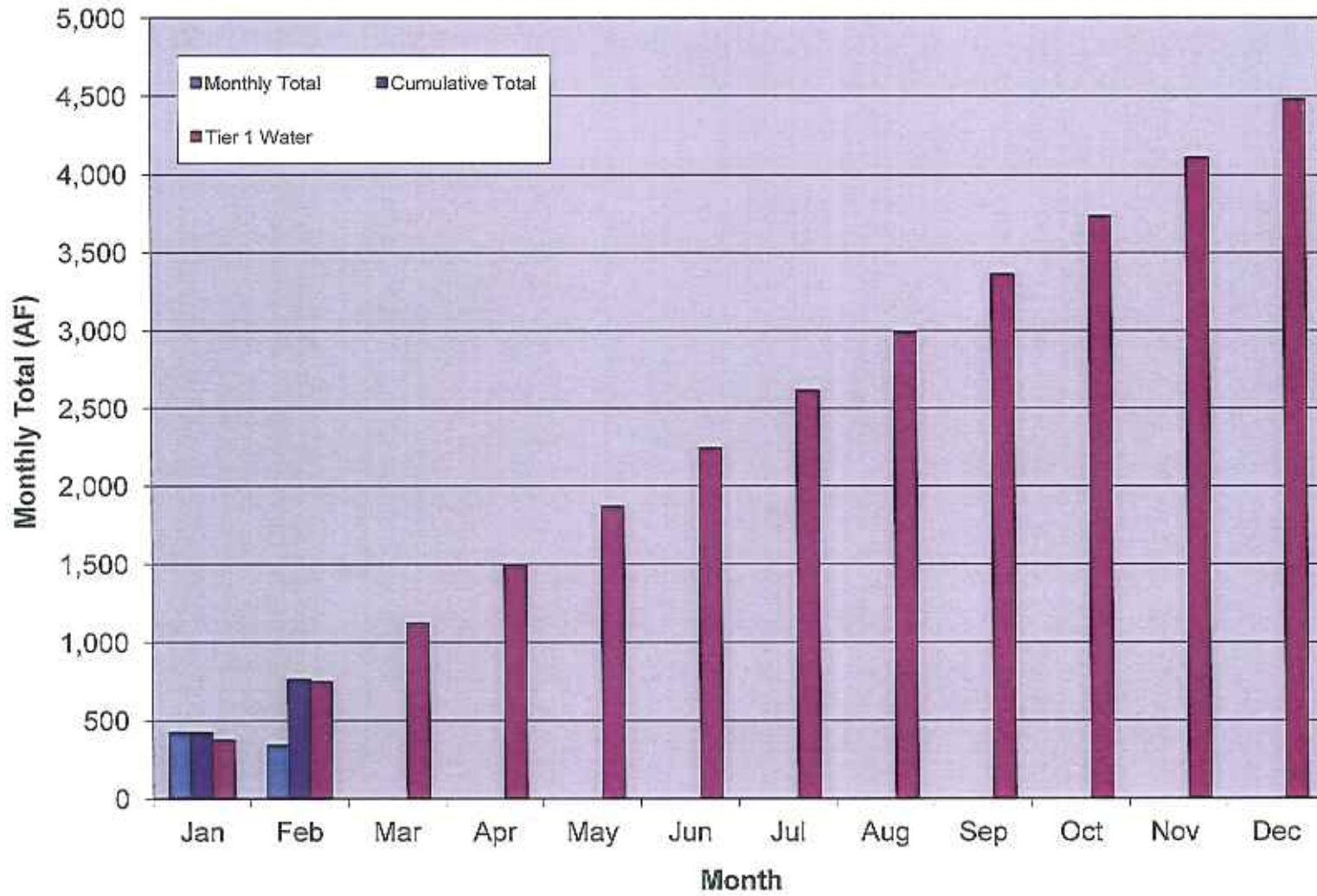
**COMPARATIVE PURCHASED WATER REPORT  
FOR THE MONTH OF FEBRUARY 2014**

SOURCE / DESCRIPTION	2014			2013		
	ACRE-FEET	COST	COST/A.F.	ACRE-FEET	COST	COST/A.F.
<b>WATER CHARGES:</b>						
POTABLE WATER						
PUEANTE BASIN WATER AGENCY / TVMWD	339.3	288,007.50	848.83	235.0	199,515.00	849.00
POMONA-WALNUT-ROWLAND JWLC	422.0	369,250.00	875.00	460.2	390,709.80	849.00
LA HABRA HEIGHTS	2.0	732.57	371.86			
	763.3	657,990.07		695.2	590,224.80	
RECLAIMED WATER	56.1	13,412.13	239.08	44.8	10,799.91	241.07
<b>TOTAL WATER CHARGES</b>	<b>819.4</b>	<b>671,402.20</b>		<b>740.0</b>	<b>601,024.71</b>	
<b>FIXED CHARGES:</b>						
TVMWD-						
CAPACITY RESERVATION		6,490.47			4,943.57	
CONNECTED CAPACITY		1,322.62			3,044.54	
WATER USE CHARGE		992.23			1,769.32	
EQUIV. SMALL METER		1,642.66			3,811.55	
<b>SUBTOTAL</b>		<b>10,447.98</b>			<b>13,568.98</b>	
PWR-						
CAPACITY RESERVATION		8,473.97			5,764.25	
CONNECTED CAPACITY		1,066.91			2,455.93	
WATER USE CHARGE		2,390.55			5,860.90	
DEPRECIATION						
REPLACEMENT						
PWR BUDGET ASSESSMENT						
<b>SUBTOTAL</b>		<b>11,931.43</b>			<b>14,081.08</b>	
<b>TOTAL FIXED CHARGES</b>		<b>22,379.41</b>			<b>27,650.06</b>	
<b>TOTAL PURCHASED WATER CHARGES</b>		<b>693,781.61</b>			<b>628,674.77</b>	
<b>AVERAGE WATER CHARGE:</b>		<b>\$ 846.73</b>			<b>\$ 849.56</b>	





### CY 2014 PM-22 Water Purchases

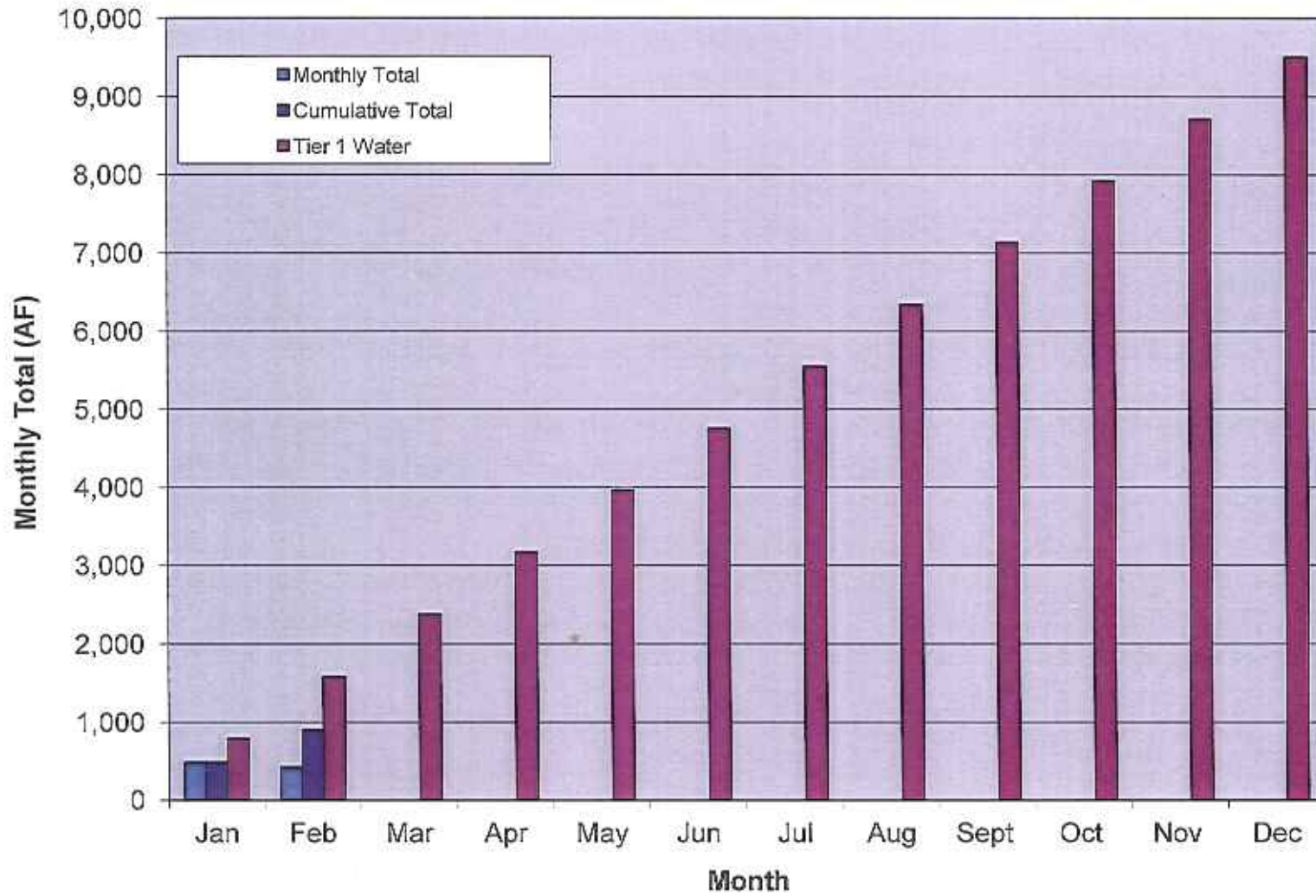


**Rowland JWL Purchases Tier-1 (in Acre-Feet)**  
**Calendar Year 2014**  
**Year to Date Invoiced as of 1/1/14**

	ACTUAL			ESTIMATED		
	Monthly Total	Cumulative Total	Balance in Tier 1 (9,508 AF)	Cumulative Total	Acre Foot Difference	Percentage Difference
Jan	482.6	482.6	9,025.4	792	-310	-39.09%
Feb	422.0	904.6	8,603.4	1,585	-680	-42.92%
Mar				2,377	-2,377	-100.00%
Apr				3,169	-3,169	-100.00%
May				3,962	-3,962	-100.00%
Jun				4,754	-4,754	-100.00%
Jul				5,546	-5,546	-100.00%
Aug				6,339	-6,339	-100.00%
Sept				7,131	-7,131	-100.00%
Oct				7,923	-7,923	-100.00%
Nov				8,716	-8,716	-100.00%
Dec				9,508	-9,508	-100.00%



### CY 2014 Rowland JWL Purchases



**ROWLAND WATER DISTRICT**  
**SUMMARY OF CASH AND INVESTMENTS**  
**FOR MONTH ENDED MARCH 31, 2014**



<b>CASH</b>	
Citizens Business Bank	915,769.77
Comerica Bank MMIA	<u>4,953.80</u>
<b>TOTAL CASH</b>	<b>920,733.57</b>

<b>COMERICA SECURITIES CD PLACEMENT</b>	NA	1mth - 2 Years	NA	NA	NA	0.48%	620	<b>2,176,000.00</b>	12.64%
<b>LOCAL AGENCY INVESTMENT FUND (LAIF)</b>	NA	NA	NA	NA	NA	0.24%	NA	<b>1,667,249.76</b>	9.68%

**BNY MELLON INVESTMENTS**  
**(UNION BANK CUSTODIAN)**

	Term	Quantity	Purchase Price	Current Price	Maturity Date	Effective Yield	Next Call	Current Value	% of Portfolio
Fed Farm Credit Bank	5 Year	250,000.00	99.762	100.113	04/17/14	2.63%	NA	250,262.50	1.45%
Fed Home Loan Mtg Corp	5 Year	250,000.00	100.012	100.148	04/23/14	2.50%	NA	250,370.00	1.45%
Fed Natl Mtg Assn	5 Year	250,000.00	99.594	100.294	05/15/14	2.50%	NA	250,738.00	1.46%
Fed Natl Mtg Assn	5 Year	100,000.00	101.535	101.580	11/20/14	2.63%	NA	101,580.00	0.59%
Fed Home Loan Mtg Corp	5 Year	250,000.00	100.898	102.240	02/08/15	2.88%	NA	255,800.00	1.48%
US Treasury Note	5 Year	250,000.00	96.489	102.344	03/31/15	2.50%	NA	255,890.00	1.49%
US Treasury Note	6 Year	250,000.00	102.016	102.519	04/30/15	2.50%	NA	256,297.50	1.49%
Fed Natl Mtg Assn	5 Year	250,000.00	102.061	102.630	07/28/15	2.38%	NA	257,075.00	1.49%
US Treasury Note	5 Year	250,000.00	100.266	103.602	03/31/16	2.26%	NA	259,005.00	1.50%
US Treasury Note	5 Year	250,000.00	101.219	102.117	07/31/16	1.50%	NA	255,292.50	1.48%
US Treasury Note	5 Year	250,000.00	101.231	100.742	10/31/16	1.00%	NA	251,855.00	1.46%
Fed Natl Mtg Assn	5 Year	250,000.00	100.639	101.556	11/15/16	1.38%	NA	253,890.00	1.47%
US Treasury Note	5 Year	250,000.00	99.942	100.344	11/30/16	0.98%	NA	250,860.00	1.46%
Fed Natl Mtg Assn	5 Year	200,000.00	101.194	101.110	01/30/17	1.25%	NA	202,220.00	1.17%
Fed Natl Mtg Assn	5 Year	250,000.00	100.083	98.911	08/28/17	0.88%	NA	247,277.50	1.44%
US Treasury Note	5 Year	250,000.00	99.559	98.141	09/30/17	0.63%	NA	245,362.50	1.42%
Fed Natl Mtg Assn	5 Year	250,000.00	100.019	98.325	12/20/17	0.88%	NA	245,812.50	1.43%
Fed Home Loan Mtg Corp	5 Year	200,000.00	99.289	97.712	01/12/18	0.75%	NA	195,424.00	1.13%
US Treasury Note	5 Year	200,000.00	99.742	97.695	02/28/18	0.75%	NA	195,390.00	1.13%
US Treasury Note	4 Year	250,000.00	99.539	99.531	06/30/18	1.38%	NA	248,827.50	1.46%
Fed Natl Mtg Assn	5 Year	500,000.00	100.300	97.294	05/21/18	0.88%	NA	486,470.00	2.83%
US Treasury Note	5 Year	250,000.00	99.727	99.102	06/30/18	1.38%	NA	247,755.00	1.44%
US Treasury Note	5 Year	250,000.00	99.868	98.875	11/30/18	1.38%	NA	247,187.50	1.44%
US Treasury Note	5 Year	250,000.00	99.137	99.250	12/31/18	1.50%	NA	248,125.00	1.44%
US Treasury Note	6 Year	250,000.00	100.172	99.125	01/31/19	1.50%	NA	247,812.50	1.44%
Cash Reserve Account						0.01%		73,961.50	0.43%
<b>Total BNY Mellon Investments</b>								<b>6,280,318.00</b>	<b>36.47%</b>

**MERRILL LYNCH INVESTMENTS**  
**(UNION BANK CUSTODIAN)**

	Term	Quantity	Purchase Price	Current Price	Maturity Date	Effective Yield	Next Call	Current Value	% of Portfolio
Fed Home Loan Bank	4 Year	240,000.00	100.441	100.576	09/2/14	1.38%	NA	241,382.40	1.40%
Fed Home Loan Bank	5 Year	300,000.00	100.687	101.632	12/12/14	2.75%	NA	305,496.00	1.77%
Fed Home Loan Bank	4 Year	245,000.00	99.270	100.702	12/12/14	1.25%	NA	246,719.50	1.43%
Fed Natl Mtg Assn	5 Year	480,000.00	100.625	101.407	09/28/16	1.25%	NA	486,753.60	2.83%
Fed Natl Mtg Assn	5 Year	500,000.00	100.898	101.556	11/15/16	1.38%	NA	507,760.00	2.95%
Fed Home Loan Mtg Corp	5 Year	465,000.00	100.427	100.245	03/05/17	1.00%	NA	466,139.25	2.71%
Fed Home Loan Mtg Corp	5 Year	250,000.00	102.124	100.774	05/12/17	1.25%	NA	251,935.00	1.46%
Fed Home Loan Mtg Corp	5 Year	250,000.00	100.793	99.637	06/29/17	1.00%	NA	249,092.50	1.45%
Fed Natl Mtg Assn	5 Year	485,000.00	101.342	98.911	08/28/17	0.88%	NA	479,718.35	2.79%
Fed Natl Mtg Assn	5 Year	495,000.00	100.650	98.325	12/20/17	0.88%	NA	486,708.75	2.83%
Fed Home Loan Mtg Corp	5 Year	455,000.00	100.096	97.712	01/12/18	0.75%	NA	463,674.40	2.81%
Fed Natl Mtg Assn	5 Year	455,000.00	100.448	97.888	02/08/18	0.88%	NA	464,545.60	2.81%
Fed Home Loan Mtg Corp	5 Year	495,000.00	100.392	97.948	03/07/18	0.88%	NA	484,542.60	2.82%
Fed Natl Mtg Assn	5 Year	500,000.00	100.530	97.294	05/21/18	0.88%	NA	486,470.00	2.83%
Fed Natl Mtg Assn	4 Year	250,000.00	98.671	98.277	09/27/18	1.27%	NA	245,692.50	1.43%
Fed Natl Mtg Assn	5 Year	245,000.00	100.061	99.592	11/27/18	1.63%	NA	244,000.40	1.42%
ML Bank Deposit (Cash Account)						0.01%		24,809.85	0.14%
<b>Total Merrill Lynch Investments</b>								<b>6,175,561.11</b>	<b>35.86%</b>

**TOTAL INVESTMENTS**

<b>TOTAL CASH AND INVESTMENTS</b>	<b>16,299,128.87</b>	<b>100%</b>
<b>Weighted Average Yield of Total Investment Portfolio:</b>	<b>1.07%</b>	

Market values determined by last business day of month values.

All listed investments comply with the District's Statement of Investment Policy as established in Resolution 2-2007.

The District's available cash and investment portfolio provides sufficient cash flow and liquidity to meet all normal obligations for at least a six-month period of time.

NOTE: All interest values shown above are based on annual rates of return.

*S. S. Henry*  
 Sean S. Henry, Finance Officer

**Tab**

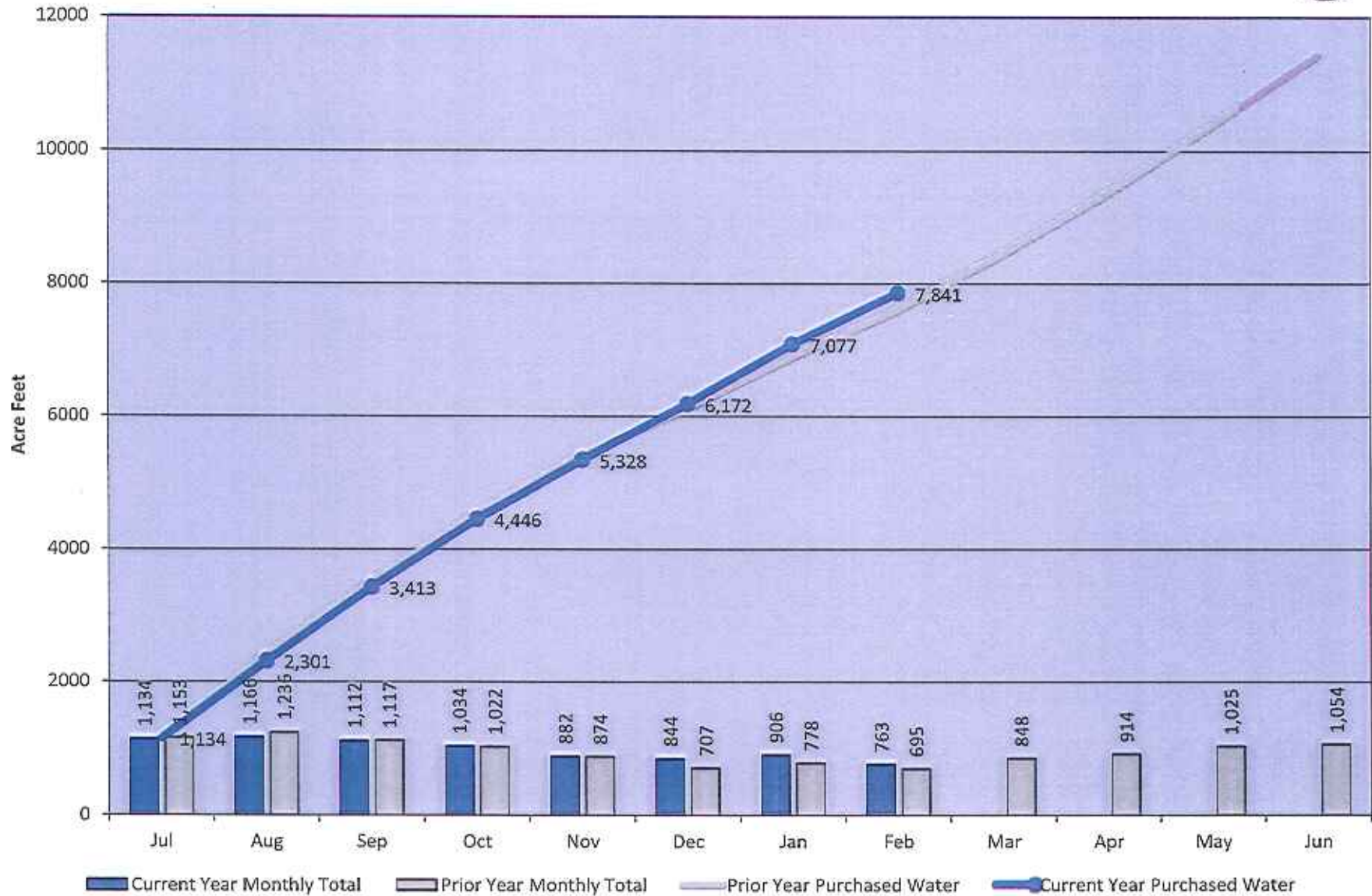
**1.5**





# Potable Water Purchases For FY 2013-2014

(Acre-feet)





# Tab

## 2.1



## MARCH 2014-DIRECTOR REIMBURSEMENTS

Director	Date of Meeting/Event	Meeting/Event Attended	Reimbursement	No Charge	Additional Comments <i>(Submit expense report if claiming mileage and/or meal reimbursement)</i>
<b>Anthony J. Lima</b>					
	3/4/14-3/5/14	CUEMA Conference	\$220.00		Mileage
	3/11/2014	RWD Board Meeting	\$110.00		
	3/13/2014	PBWA Meeting at Walnut	\$110.00		Mileage
	3/14/2014	Project Ad-Hoc Committee Meeting	\$110.00		
	3/19/2014	Three Valley Board Meeting	\$110.00		Mileage
	3/25/2014	Presidents Dinner	\$110.00		
		<b>TOTAL PAYMENT</b>	<b>\$770.00</b>		
<b>John Bellah</b>					
	3/4/14-3/5/14	CUEMA Conference	\$176.00		Mileage
	3/10/2014	RHCCC General Meeting	\$88.00		
	3/11/2014	RWD Board Meeting	\$88.00		
	3/12/2014	RHCCC Board Meeting		X	
	3/25/2014	Presidents Dinner	\$88.00		
		<b>TOTAL PAYMENT</b>	<b>\$440.00</b>		
<b>Robert W. Lewis</b>					
	3/4/14-3/5/14	CUEMA Conference	\$220.00		Mileage
	3/10/2014	San Gabriel Valley Gov. Affairs	\$110.00		
	3/11/2014	RWD Board Meeting	\$110.00		
	3/13/2014	PBWA Meeting at Walnut	\$110.00		
	3/25/2014	Presidents Dinner	\$110.00		
		<b>TOTAL PAYMENT</b>	<b>\$660.00</b>		

Szu-Pei Lu					
	3/4/14-3/5/14	CUEMA Conference	\$220.00		Mileage
	3/11/2014	RWD Board Meeting	\$110.00		
	3/14/2014	Project Ad-Hoc Committee Meeting	\$110.00		
	3/19/2014	Three Valleys Board Meeting	\$110.00		Mileage
	3/25/2014	Presidents Dinner	\$110.00		
			<b>TOTAL PAYMENT</b>	<b>\$660.00</b>	
Teresa Rios					
	3/4/14-3/5/14	CUEMA Conference	\$220.00		Car Rental & Fuel
	3/10/2014	RHCCC General Meeting	\$110.00		
	3/11/2014	RWD Board Meeting	\$110.00		
	3/25/2014	Presidents Dinner	\$110.00		
			<b>TOTAL PAYMENT</b>	<b>\$550.00</b>	

APPROVED FOR PAYMENT:  
  
 Ken Deck

# Tab

## 2.2

**Rowland Water District  
Communication Strategies Update  
April 8, 2014**

- Drought Messaging
  - Bill insert mailed to all customers
  - Custom slider added to website home page
  - Custom board cards produced
  - On-hold messages revised to communicate drought information
  - Talking points provided to customer service and field representatives
  - Messaging and FAQs added to website
  
- Press Releases
  - New Water Source (distributed 3/25)
  - Bellflower Support
  - Shared Services
  - New Lobby Improvements
  
- Board Support
  - ▣- Additional board cards to reflect new messaging
  - Additional Strategic Plan documents to be printed
  
- On-going updates
  - Website (sliders and text updated as needed)
  - On-Hold Messages
  - Sponsorship consideration (i.e., SGV Economic Partnership)
  
- Administrative
  - Presentation Training and Writing Workshop – TBA





## Memorandum

To: Board of Directors

From: Brittnie Van De Car  
Public Affairs Representative

Date: April 8, 2014

Re: Public Affairs & Education Update

---

---

- Cherry Blossom Festival on March 8<sup>th</sup> was a huge success with over 6,000 attendees
- Safe Communities Festival on March 22<sup>nd</sup> was also a success with about 1,500 attendees
- 250 giveaways were handed out during Fix-A-Leak Week through our EPA WaterSense partnership (March 17-March 23)
  - Customers who come during the week will receive a kitchen aerator, dye tablet, and conservation tips.
  - Promoted this event through social media outlets, district website and lobby TV
- Keeping up-to-date with the WaterSense partnership program:
  - Printing appropriate promotional material and placing it at the Customer Service Counter for distribution to customers
  - Attending bi-monthly webinars on upcoming promotional items and programs put on by the Environmental Protection Agency (EPA) WaterSense program
- Nogales High School was awarded 2<sup>nd</sup> place in the WEWAC Media Contest and the school will receive \$400.
- Created a Survey Monkey to send out to the teachers that have participated in the classroom presentations.
  - The Teacher Evaluations are anonymous and provide valuable feedback (see attached)
  - The feedback is used to develop and enhance future presentations
- Updating the Lobby Player on a daily/weekly basis
- Checking the Google Analytics weekly (see attached data charts)
  - The "Website Visits and Pageviews" allows us to determine the number of new vs. returning visitors and the source of viewing
  - The "Pageviews" allows us to evaluate which pages on the website are viewed most frequently
- Adding all new customer emails to Constant Contact to be utilized as a customer newsletter database
  - Creating content, ideas and layout for monthly/bi-monthly newsletters
- Finalizing Welcome Kit content and design
- Checking weekly on the District's FaceBook and Twitter pages.
  - Posting necessary information on the pages.
- Maintain and view District website on a daily basis
  - Update pages
  - Make relevant changes
  - Updating the Drought Monitor page weekly
  - Upload the Board packet, minutes and agendas when necessary



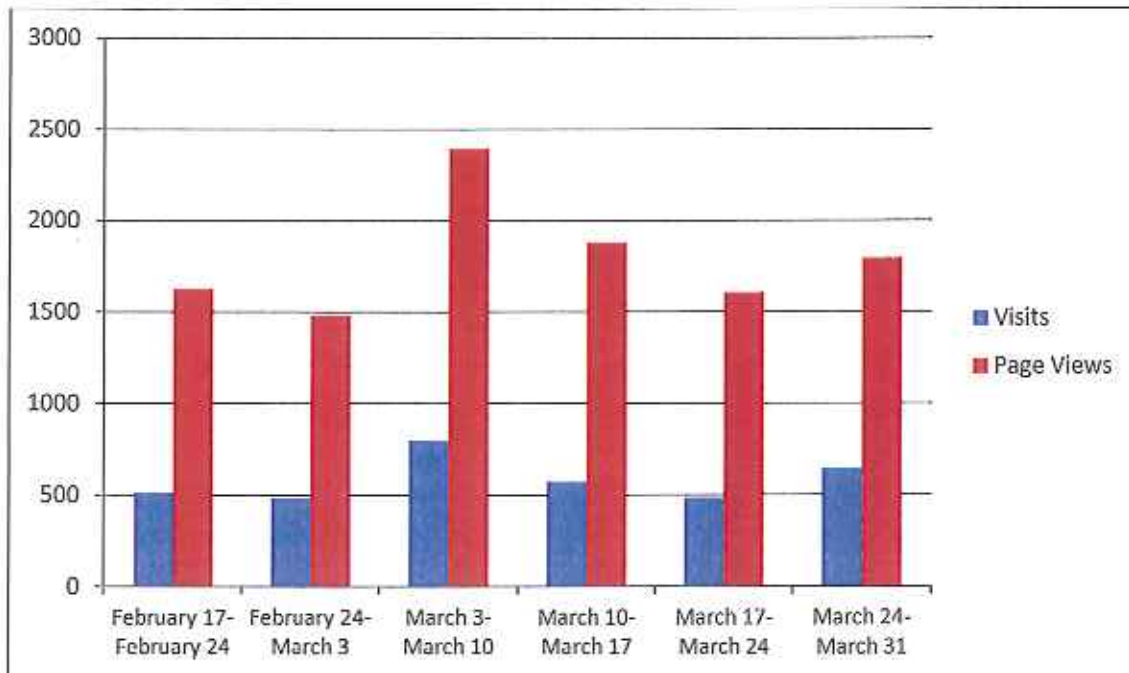


- Attended the WEWAC monthly meeting on Wednesday, March 26, 2014
- Scheduling classroom visits for teachers at Blandford Elementary, Telesis Academy and Jellick Elementary who were awarded a WEWAC EduGrant.
  - Will be taking pictures and assisting with their final reports

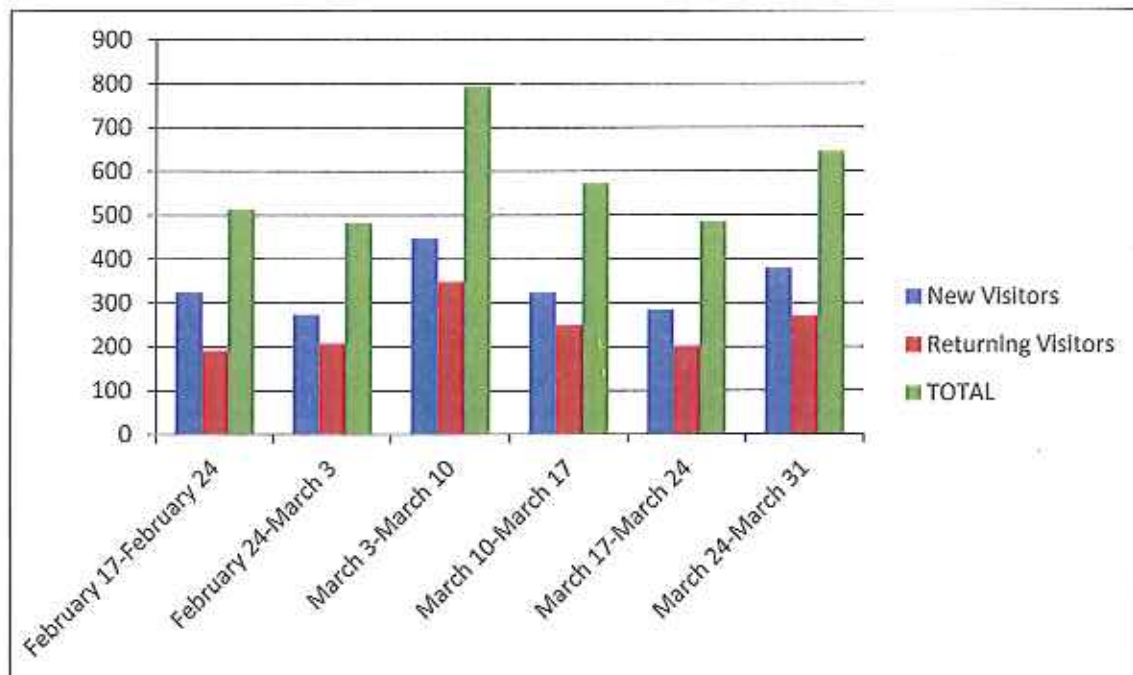
A handwritten signature in black ink, appearing to read "Brittanie L. Van De Car".

Brittanie L. Van De Car  
Public Affairs Representative

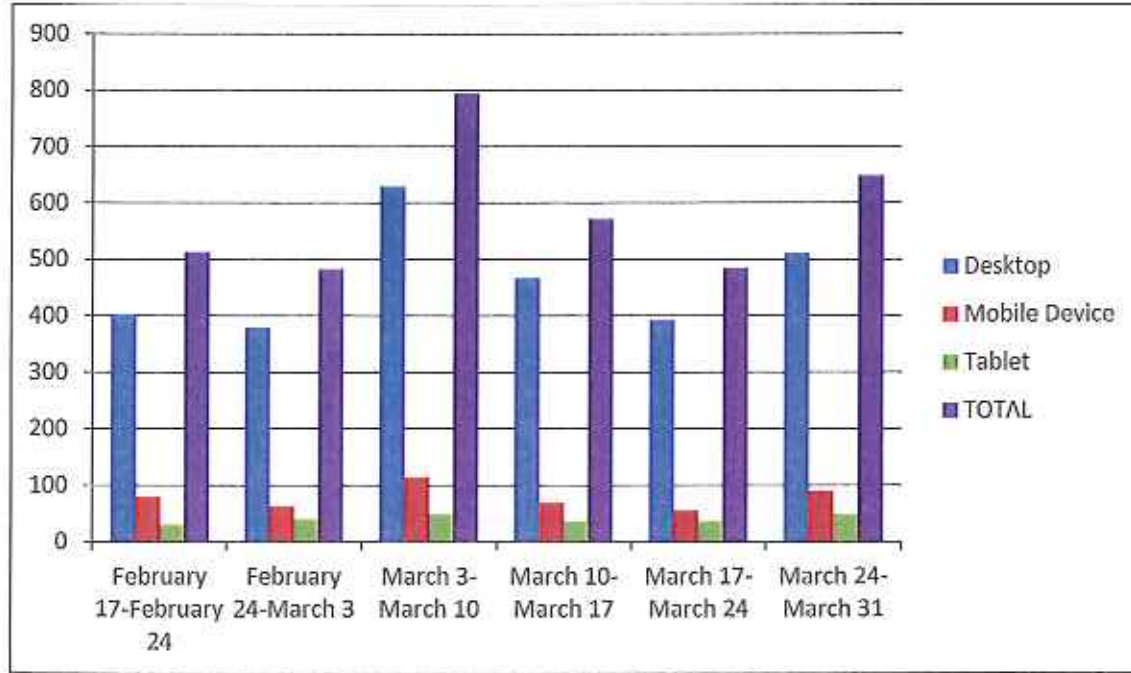
### Website Visits and Pageviews



### New vs. Returning Visitors



### Source of Viewing



### Direct Traffic

See Attached.

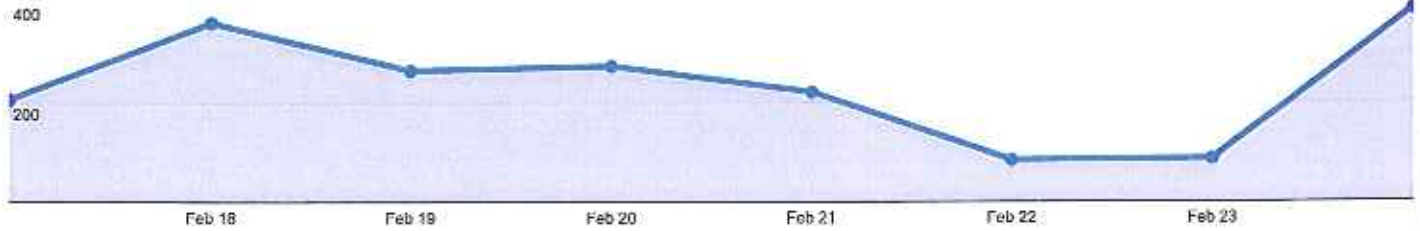
Pages

Feb 17, 2014 - Feb 24, 2014

All Visits  
100.00%

Explorer

Pageviews



Page	Pageviews	Unique Pageviews	Avg. Time on Page	Entrances	Bounce Rate	% Exit	Page Value
	<b>1,875</b> % of Total: 100.00% (1,875)	<b>1,397</b> % of Total: 100.00% (1,397)	<b>00:01:25</b> Site Avg: 00:01:25 (0.00%)	<b>583</b> % of Total: 100.00% (583)	<b>33.10%</b> Site Avg: 33.10% (0.00%)	<b>31.09%</b> Site Avg: 31.09% (0.00%)	<b>\$0.00</b> % of Total: 0.00% (\$0.00)
1. <i>'Home Page</i>	598 (31.89%)	401 (28.70%)	00:01:03	349 (59.86%)	21.20%	28.76%	\$0.00 (0.00%)
2. /bill-pay-options/	344 (18.35%)	226 (16.18%)	00:00:46	89 (11.84%)	15.94%	11.34%	\$0.00 (0.00%)
3. /manage-and-pay-your-bill-online/	240 (12.80%)	203 (14.53%)	00:04:11	34 (5.83%)	50.00%	49.58%	\$0.00 (0.00%)
4. /start-stop-service/	63 (3.36%)	47 (3.30%)	00:00:25	6 (1.03%)	16.67%	12.70%	\$0.00 (0.00%)
5. /contact-info/	61 (3.25%)	51 (3.65%)	00:00:50	15 (2.57%)	86.67%	65.57%	\$0.00 (0.00%)
6. /careers/	48 (2.56%)	33 (2.36%)	00:00:47	6 (1.03%)	66.67%	45.83%	\$0.00 (0.00%)
7. /start-service/	34 (1.81%)	30 (2.15%)	00:05:00	1 (0.17%)	100.00%	38.24%	\$0.00 (0.00%)
8. /faq/	32 (1.71%)	29 (2.08%)	00:02:01	3 (0.51%)	66.67%	37.50%	\$0.00 (0.00%)
9. /about-your-bill/	26 (1.39%)	22 (1.57%)	00:00:41	0 (0.00%)	0.00%	19.23%	\$0.00 (0.00%)
10. /confirmation/	25 (1.33%)	24 (1.72%)	00:03:50	5 (0.86%)	40.00%	56.00%	\$0.00 (0.00%)

Rows 1 - 10 of 111

### Pages

All Visits  
100.00%

Feb 24, 2014 - Mar 3, 2014

### Explorer

Pageviews



Page	Pageviews	Unique Pageviews	Avg. Time on Page	Entrances	Bounce Rate	% Exit	Page Value
	<b>1,482</b> % of Total: 100.00% (1,482)	<b>1,149</b> % of Total: 100.00% (1,149)	<b>00:01:25</b> Site Avg: 00:01:25 (0.00%)	<b>483</b> % of Total: 100.00% (483)	<b>31.47%</b> Site Avg: 31.47% (0.00%)	<b>32.59%</b> Site Avg: 32.59% (0.00%)	<b>\$0.00</b> % of Total: 0.00% (\$0.00)
1. <i>Home Page</i>	475 (32.05%)	336 (29.24%)	00:00:50	305 (63.15%)	20.98%	29.47%	\$0.00 (0.00%)
2. /bill-pay-options/	250 (16.87%)	182 (15.84%)	00:00:42	54 (11.18%)	22.22%	13.20%	\$0.00 (0.00%)
3. /manage-and-pay-your-bill-online/	177 (11.94%)	158 (13.75%)	00:04:25	24 (4.97%)	58.33%	54.24%	\$0.00 (0.00%)
4. /careers/	62 (4.18%)	49 (4.28%)	00:03:04	13 (2.69%)	84.62%	67.74%	\$0.00 (0.00%)
5. /start-stop-service/	62 (4.18%)	46 (4.00%)	00:00:27	7 (1.45%)	28.57%	11.29%	\$0.00 (0.00%)
6. /contact-info/	55 (3.71%)	43 (3.74%)	00:03:30	9 (1.86%)	77.78%	56.36%	\$0.00 (0.00%)
7. /start-service/	38 (2.56%)	28 (2.44%)	00:05:14	0 (0.00%)	0.00%	31.58%	\$0.00 (0.00%)
8. /category/agendamlnutes/	25 (1.69%)	13 (1.13%)	00:00:18	1 (0.21%)	0.00%	8.00%	\$0.00 (0.00%)
9. /tenant-owner-agreement/	25 (1.69%)	15 (1.31%)	00:02:15	5 (1.04%)	60.00%	24.00%	\$0.00 (0.00%)
10. /confirmation/	21 (1.42%)	20 (1.74%)	00:03:00	1 (0.21%)	100.00%	76.19%	\$0.00 (0.00%)



Pages

All Visits  
100.00%

Explorer

Pageviews  
1,000

Mar 3, 2014 - Mar 10, 2014



Page	Pageviews	Unique Pageviews	Avg. Time on Page	Entrances	Bounce Rate	% Exit	Page Value
	<b>2,396</b> % of Total: 100.00% (2,396)	<b>1,783</b> % of Total: 100.00% (1,783)	<b>00:01:33</b> Site Avg: 00:01:33 (0.00%)	<b>794</b> % of Total: 100.00% (794)	<b>36.78%</b> Site Avg: 36.78% (0.00%)	<b>33.14%</b> Site Avg: 33.14% (0.00%)	<b>\$0.00</b> % of Total: 0.00% (\$0.00)
1. Home Page	738 (30.80%)	521 (29.22%)	00:00:45	487 (61.31%)	22.38%	26.56%	\$0.00 (0.00%)
2. /bill-pay-options/	314 (13.11%)	229 (12.84%)	00:00:47	40 (5.04%)	12.50%	9.55%	\$0.00 (0.00%)
3. /manage-and-pay-your-bill-online/	230 (9.60%)	198 (11.10%)	00:04:24	29 (3.65%)	68.97%	62.61%	\$0.00 (0.00%)
4. /start-stop-service/	157 (6.55%)	97 (5.44%)	00:01:23	25 (3.15%)	8.00%	10.83%	\$0.00 (0.00%)
5. /start-service/	101 (4.22%)	82 (3.48%)	00:04:31	1 (0.13%)	100.00%	13.86%	\$0.00 (0.00%)
6. /confirmation/	70 (2.92%)	67 (3.76%)	00:04:38	7 (0.88%)	100.00%	70.00%	\$0.00 (0.00%)
7. /contact-info/	65 (2.71%)	58 (3.25%)	00:01:16	27 (3.40%)	88.89%	73.85%	\$0.00 (0.00%)
8. /tenant-owner-agreement/	63 (2.63%)	48 (2.69%)	00:05:20	17 (2.14%)	82.35%	42.86%	\$0.00 (0.00%)
9. /careers/	61 (2.55%)	54 (3.03%)	00:00:29	17 (2.14%)	100.00%	81.97%	\$0.00 (0.00%)
10. /ai/tec_event/cherry-blossom-festival/	57 (2.38%)	46 (2.58%)	00:01:35	46 (5.79%)	80.43%	78.95%	\$0.00 (0.00%)

01/20/2014 - 01/27/2014

0

1

2

### Pages

Mar 10, 2014 - Mar 17, 2014

All Visits  
100.00%

### Explorer

Pageviews



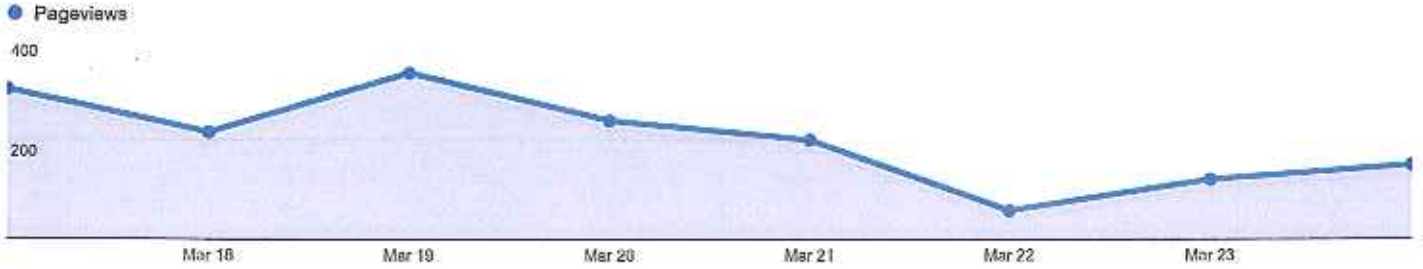
Page	Pageviews	Unique Pageviews	Avg. Time on Page	Entrances	Bounce Rate	% Exit	Page Value
	1,886 % of Total: 100.00% (1,888)	1,394 % of Total: 100.00% (1,394)	00:01:22 Site Avg: 00:01:22 (0.00%)	572 % of Total: 100.00% (572)	29.90% Site Avg: 29.90% (0.00%)	30.33% Site Avg: 30.33% (0.00%)	\$0.00 % of Total: 0.00% (\$0.00)
1. / Home Page	607 (32.18%)	409 (29.34%)	00:00:40	382 (66.78%)	19.11%	24.71%	\$0.00 (0.00%)
2. /bill-pay-options/	336 (17.82%)	225 (16.14%)	00:00:46	52 (9.09%)	11.54%	10.71%	\$0.00 (0.00%)
3. /manage-and-pay-your-bill-online/	233 (12.35%)	196 (14.06%)	00:04:10	23 (4.02%)	73.91%	56.65%	\$0.00 (0.00%)
4. /start-stop-service/	81 (4.29%)	52 (3.73%)	00:01:21	8 (1.40%)	0.00%	11.11%	\$0.00 (0.00%)
5. /start-service/	50 (2.65%)	29 (2.08%)	00:04:45	0 (0.00%)	0.00%	16.00%	\$0.00 (0.00%)
6. /contact-info/	49 (2.60%)	41 (2.94%)	00:05:12	10 (1.75%)	70.00%	57.14%	\$0.00 (0.00%)
7. /careers/	43 (2.28%)	37 (2.65%)	00:01:07	12 (2.10%)	91.67%	74.42%	\$0.00 (0.00%)
8. /tenant-owner-agreement/	40 (2.12%)	30 (2.15%)	00:03:32	11 (1.92%)	72.73%	47.50%	\$0.00 (0.00%)
9. /confirmation/	31 (1.64%)	31 (2.22%)	00:04:51	3 (0.52%)	100.00%	70.97%	\$0.00 (0.00%)
10. /category/agendaminutes/	29 (1.54%)	20 (1.43%)	00:00:12	1 (0.17%)	0.00%	10.34%	\$0.00 (0.00%)

Pages

Mar 17, 2014 - Mar 24, 2014

All Visits  
100.00%

Explorer



Page	Pageviews	Uniqo Pageviews	Avg. Time on Page	Entrances	Bounce Rate	% Exit	Page Value
	<b>1,612</b> % of Total: 100.00% (1,612)	<b>1,187</b> % of Total: 100.00% (1,187)	<b>00:01:20</b> Site Avg: 00:01:20 (0.00%)	<b>487</b> % of Total: 100.00% (487)	<b>27.31%</b> Site Avg: 27.31% (0.00%)	<b>30.21%</b> Site Avg: 30.21% (0.00%)	<b>\$0.00</b> % of Total: 0.00% (\$0.00)
1. Home Page	534 (33.13%)	358 (30.18%)	00:00:39	328 (68.94%)	16.58%	26.09%	\$0.00 (0.00%)
2. /bill-pay-options/	298 (18.49%)	205 (17.27%)	00:00:31	48 (9.86%)	22.92%	11.74%	\$0.00 (0.00%)
3. /manage-and-pay-your-bill-online/	221 (13.71%)	183 (15.42%)	00:04:28	21 (4.31%)	57.14%	49.77%	\$0.00 (0.00%)
4. /start-stop-service/	71 (4.40%)	45 (3.79%)	00:00:37	10 (2.05%)	0.00%	8.45%	\$0.00 (0.00%)
5. /careers/	52 (3.23%)	37 (3.12%)	00:00:20	9 (1.85%)	88.89%	57.69%	\$0.00 (0.00%)
6. /tenant-owner-agreement/	37 (2.30%)	30 (2.53%)	00:04:02	13 (2.67%)	69.23%	51.35%	\$0.00 (0.00%)
7. /contact-info/	36 (2.23%)	25 (2.11%)	00:02:57	6 (1.23%)	33.33%	33.33%	\$0.00 (0.00%)
8. /start-service/	32 (1.99%)	24 (2.02%)	00:04:25	0 (0.00%)	0.00%	12.50%	\$0.00 (0.00%)
9. /faq/	25 (1.55%)	20 (1.68%)	00:01:17	8 (1.23%)	50.00%	40.00%	\$0.00 (0.00%)
10. /confirmation/	18 (1.12%)	18 (1.52%)	00:00:52	2 (0.41%)	50.00%	83.33%	\$0.00 (0.00%)

Rows 1 - 10 of 98



Pages

Mar 24, 2014 - Mar 31, 2014


All Visits  
100.00%

Explorer



Page	Pageviews	Unique Pageviews	Avg. Time on Page	Entrances	Bounce Rate	% Exit	Page Value
	<b>1,799</b> % of Total: 100.00% (1,799)	<b>1,376</b> % of Total: 100.00% (1,376)	<b>00:01:23</b> Site Avg: 00:01:23 (0.00%)	<b>650</b> % of Total: 100.00% (650)	<b>41.85%</b> Site Avg: 41.85% (0.00%)	<b>36.13%</b> Site Avg: 36.13% (0.00%)	<b>\$0.00</b> % of Total: 0.00% (\$0.00)
1. Home Page	550 (30.57%)	388 (28.20%)	00:00:53	348 (53.54%)	23.56%	28.00%	\$0.00 (0.00%)
2. /bill-pay-options/	274 (15.23%)	201 (14.61%)	00:00:47	47 (7.23%)	10.64%	12.04%	\$0.00 (0.00%)
3. /manage-and-pay-your-bill-online/	203 (11.28%)	176 (12.72%)	00:04:25	24 (3.69%)	66.67%	59.61%	\$0.00 (0.00%)
4. /rowland-taps-new-source-of-water-for-district/	116 (6.45%)	105 (7.63%)	00:01:09	96 (14.77%)	87.50%	81.90%	\$0.00 (0.00%)
5. /start-stop-service/	90 (5.00%)	51 (3.71%)	00:00:43	12 (1.85%)	41.67%	15.58%	\$0.00 (0.00%)
6. /contact-info/	59 (3.28%)	42 (3.05%)	00:02:16	11 (1.69%)	54.55%	49.15%	\$0.00 (0.00%)
7. /start-service/	43 (2.39%)	30 (2.18%)	00:05:16	0 (0.00%)	0.00%	23.26%	\$0.00 (0.00%)
8. /careers/	39 (2.17%)	30 (2.18%)	00:00:23	9 (1.38%)	88.89%	56.41%	\$0.00 (0.00%)
9. /confirmation/	33 (1.83%)	29 (2.11%)	00:02:42	6 (0.92%)	66.67%	69.70%	\$0.00 (0.00%)
10. /faq/	31 (1.72%)	28 (2.03%)	00:01:38	11 (1.69%)	63.64%	51.61%	\$0.00 (0.00%)

Rows 1 - 10 of 101



+ Create Survey

### Teacher Evaluation

Summary Design Survey Collect Responses **Analyze Results**

#### CURRENT VIEW

+ FILTER + COMPARE + SHOW

#### No rules applied

Rules allow you to FILTER, COMPARE and SHOW results to see trends and patterns. Learn more >

#### SAVED VIEWS (1)

Original View (No rules applied)

+ Save as...

#### EXPORTS

#### SHARED DATA

#### No shared data

Sharing allows you to share your survey results with others. You can share all data, a saved view, or a single question summary. Learn more >

Share All

RESPONDENTS: 36 of 36

Export All Share All

Question Summaries Data Trends Individual Responses

Respondent #36

#36

COMPLETE



Collector: Web Link (Web Link)  
Started: Saturday, March 29, 2014 5:19:32 PM  
Last Modified: Saturday, March 29, 2014 5:24:38 PM  
Time Spent: 00:05:06  
IP Address: 76.219.69.140

Edit Delete Export

2013-2014  
School  
Year

#### PAGE 1

Q1: What school do you teach at?

Blandford Elementary School

Q2: How did you hear about the RWD education program?

Received info from our Principal

Q3: Rate your experience on scheduling your classroom visit with the RWD representative. 1 being the least satisfied and 5 being the most satisfied. Please only select one answer.

Scheduling with the RWD Representative 5-Very Satisfied

Q4: Did you find the activities presented beneficial to your class. 1 being the least satisfied and 5 being the most satisfied. Please only select one answer.

Beneficial Activities 5-Very Satisfied

Q5: Were the activities presented easy to understand? 1 being the least satisfied and 5 being the most satisfied. Please only select one answer.

Activities easy to understand 5-Very Satisfied

Q6: Were you able to replace planned classroom curriculum with an activity that was presented in your class?

Yes

Q7: What is your overall rating of the classroom presentation? 1 being the least satisfied and 5 being the most satisfied. Please only select one answer.

Overall Rating of Presentation 5-Very Satisfied

Q8: Of the activities your class participated in, please rate on a scale of 1-5.

Water BINGO!

(no label)

5

Water Cycle Activity	5
States of Water Activity	
Tap Water Challenge Activity	
Water Conservation Jeopardy	
Water Matching Game	5
Water Supply & Conservation Presentation	
Careers In Water Presentation	

**Q9: Please Identify activities presented in your classroom that were particularly beneficial for your class and please identify areas for improvement.**

All activities were helpful to our students.

**Q10: Do you have any additional comments about the presentation and your classrooms experience?**

Britnie was wonderful!!!

Community: [Developers](#) • [Facebook](#) • [Twitter](#) • [LinkedIn](#) • [Our Blog](#) • [Google+](#) • [YouTube](#)

About Us: [Management Team](#) • [Board of Directors](#) • [Partners](#) • [Newsroom](#) • [Contact Us](#) • [Jobs](#) • [Sitemap](#) • [Help](#)

Policies: [Terms of Use](#) • [Privacy Policy](#) • [Anti-Spam Policy](#) • [Security Statement](#) • [Email Opt-In](#)



Language: [English](#) • [Español](#) • [Português](#) • [Deutsch](#) • [Nederlands](#) • [Français](#) • [Русский](#) • [Italiano](#) • [Dansk](#) • [Svenska](#) • [日本語](#) • [한국어](#) • [中文\(繁體\)](#) • [Türkçe](#) • [Norsk](#) • [Suomi](#)

Copyright © 1999-2014 SurveyMonkey

**Tab**

**2.3**





**Association  
of California  
Water Agencies**  
Since 1949  
Leadership • Advocacy  
Information • Service

# ACWA 2014 Spring Conference & Exhibition PRELIMINARY AGENDA

Portola & Marriott Hotels, Monterey

MAY  
6-9  
2014

## ACWA/JPIA - MONDAY, MAY 5

- 8:30 – 10:00 a.m.**
  - ACWA/JPIA Employee Benefits Program Committee
- 10:15 – 11:45 a.m.**
  - ACWA/JPIA Executive Committee
- 1:15 – 2:30 p.m.**
  - ACWA/JPIA Town Hall
- 3:00 – 5:00 p.m.**
  - ACWA/JPIA Board of Directors
- 5:00 – 6:00 p.m.**
  - ACWA/JPIA Reception

## TUESDAY, MAY 6

- 8:00 a.m. – 6:00 p.m.**
  - Registration
- 8:30 – 10:00 a.m.**
  - ACWA/JPIA: Seminar I
- 10:00 – 11:45 a.m.**
  - Scholarship Subcommittee
  - Water Management Committee
  - Water Quality Committee
- 10:15 – 11:45 a.m.**
  - ACWA/JPIA: Seminar II
- 11:00 a.m. – Noon**
  - Outreach Task Force
- Noon – 2:00 p.m.**
  - ACWA 101 & Luncheon
  - Committee Lunch Break
- 1:00 – 2:15 p.m.**
  - ACWA/JPIA: Seminar III
- 1:00 – 2:45 p.m.**
  - Energy Committee
  - Finance Committee
  - Groundwater Committee
  - Social Media & Website Workgroup
- 2:00 – 4:00 p.m.**
  - SDLF Special District Administrator Certification Test
- 2:30 – 4:30 p.m.**
  - ACWA/JPIA: Sexual Harassment Prevention for Board Members & Managers (AB 1825)
- 3:00 – 4:45 p.m.**
  - Communications Committee
  - Federal Affairs Committee
  - Local Government Committee
  - Membership Committee
  - Personnel & Benefits Committee
- 5:00 – 6:30 p.m.**
  - Welcome Reception in the Exhibit Hall

## WEDNESDAY, MAY 7

- 7:30 a.m. – 5 p.m.**
  - Registration
- 8:00 – 9:45 a.m.**
  - Opening Breakfast
- 9:00 a.m. – Noon & 1:30 – 5:00 p.m.**
  - Exhibit Hall
- 10:00 – 11:30 a.m.**
  - Attorneys Program
  - Communications Committee Program
  - Exhibitor Technical Presentations
  - Finance Program
  - Human Resources Program
  - Region Issue Forum
  - Statewide Issue Forum
  - Water Industry Trends Program
- 11:30 – 11:45 a.m.**
  - Prize Drawing in Exhibit Hall
- 11:45 a.m. – 1:45 p.m.**
  - General Session & Luncheon
- 2:00 – 3:15 p.m.**
  - Attorneys Program
  - Exhibitor Technical Presentation
  - Finance Program
  - Human Resources Program
  - Region Program
  - Town Hall
  - Water Industry Trends Program
- 3:15 – 3:45 p.m.**
  - Cash Prize Drawing & Snack Break in Exhibit Hall
- 3:45 – 5:00 p.m.**
  - Attorneys Program
  - Energy Committee Program
  - Exhibitor Technical Presentation
  - Statewide Issue Forum
  - Water Industry Trends Program
- 4:00 – 6:00 p.m.**
  - Legal Affairs Committee
- 5:30 – 7:00 p.m.**
  - CH2MHILL Hosted Reception

## THURSDAY, MAY 8

- 7:30 a.m. – 4 p.m.**
  - Registration
- 8:00 a.m. – Noon**
  - Exhibit Hall
- 8:00 – 9:15 a.m.**
  - Networking Continental Breakfast

- 9:30 – 11:00 a.m.**
  - Attorneys Program
  - Exhibitor Technical Presentations
  - Finance Program
  - Human Resources Program
  - Region Issue Forum
  - Statewide Issue Forum
  - Water Industry Trends Program

- 9:30 – 11:45 a.m.**
  - Ethics Training (AB 1234)

- 11:00 – 11:30 a.m.**
  - Prize Drawing in Exhibit Hall

- 11:45 a.m. – 1:45 p.m.**
  - General Session & Luncheon

- 2:00 – 3:15 p.m.**
  - Attorneys Program
  - Exhibitor Technical Presentations
  - Federal Issues Forum
  - Statewide Issue Forum
  - Water Industry Trends Program

- 3:30 – 5 p.m.**
  - Regions 1–10 Membership Meetings

- 6:00 – 7:00 p.m.**
  - New Water Professionals Reception

- 7:30 – 10:00 p.m.**
  - Dinner & Entertainment

## FRIDAY, MAY 9

- 8:00 – 9:30 a.m.**
  - Registration
- 8:30 – 10 a.m.**
  - ACWA's Hans Doe Past Presidents' Breakfast in Partnership with ACWA/JPIA

### OTHER EVENTS

## THURSDAY, MAY 8

- 6:45 – 8:30 a.m.**
  - San Joaquin Valley Agricultural Water Committee

All conference programs are subject to change.



May 20-21, 2014  
SACRAMENTO CONVENTION CENTER



California Special  
Districts Association  
*Districts Stronger Together*

# SPECIAL DISTRICTS LEGISLATIVE DAYS

LAYING THE FOUNDATION  
FOR A STRONGER ECONOMY



#sdld2014



**California Special  
Districts Association**  
*Districts Stronger Together*

## SPECIAL DISTRICTS LEGISLATIVE DAYS

LAYING THE FOUNDATION FOR  
A STRONGER ECONOMY

### Top 5 Reasons Why You Should Attend:


1. Efforts underway in Sacramento could significantly impact special district revenue sources, including **property tax allocations**, voter thresholds for **special taxes** and **new funding opportunities** for local projects and programs.
2. Governor Brown has expressed interest in reforming California's infrastructure financing districts, potentially leading to **major changes in how local agencies build infrastructure**.
3. Hear directly from California Legislative Analyst Mac Taylor on the latest **State Budget proposals** and forecasts of **state revenues and expenditures**.
4. Interactive roundtable discussions with our partners and experts will allow you to hear about industry-specific issues—such as implementation of the Affordable Care Act and changes to **public employee pensions**.
5. **Pre-arranged legislative visits** and a hosted reception enable you to build relationships with your state legislators and their Capitol staff.



### Legislative visits in the Capitol arranged by CSDA!

Let your senator and assembly member know about the core services your district provides in their legislative district and how each dollar invested in your district benefits your shared constituents and adds significant value at the local level!

*In order to reserve enough time for scheduling, please register at [csda.net/conferences](http://csda.net/conferences) by April 25 to guarantee your spot in these visits.*



### Hosted legislative reception sponsored by SDRMA

Network with legislators and Capitol staff at SDDL's legislative reception held at Chops. This award winning restaurant and bar across the street from the Capitol is a favorite amongst the Capitol community.

**SDRMA**  
Special District Risk Management Authority

### Sponsor opportunity

CSDA Business Affiliates have the opportunity to showcase their products and services as sponsors at SDDL! Space is limited. Questions? Contact Megan Henning at [meganh@csda.net](mailto:meganh@csda.net).

### For all the latest information, go to our website

Visit the SDDL website for the latest updates at [csda.net/conferences](http://csda.net/conferences). You will find the most current schedule, speaker bios, a list of our partners, how to find a hotel and more. Most importantly, you can register for SDDL directly on the website!



# SPECIAL DISTRICTS LEGISLATIVE DAYS

LAYING THE FOUNDATION FOR A STRONGER ECONOMY

Gain insights on policy changes impacting your agency and take advantage of this opportunity to meet with legislators, key issue experts, and California's policy leaders:

- Exchange ideas with your legislators & discuss priority legislation at pre-arranged visits.
- Hear directly from state leadership on hot topics affecting local services and infrastructure.
- Explore how decisions are really made in the Capitol and how you can influence outcomes.
- Get answers to your questions at issue-focused, industry-specific roundtable sessions.

A dynamic two-day conference, Special Districts Legislative Days (SDLD) provides attendees the opportunity to hear from and interact with statewide policymakers and legislators, as well as network and discuss district challenges. SDLD includes keynotes from California's highest office-holders, moderated panel discussions with the state's leading experts and issue-specific roundtable conversations covering the most pertinent issues facing each type of special district.

Your engagement is an essential component of CSDA's advocacy efforts in Sacramento to defend special district finances and educate policymakers on the effective service delivery provided by special districts.

## What you can do:

- Visit CSDA's Grassroots Action Center at [www.csda.net/grassroots](http://www.csda.net/grassroots) to read about the most significant proposals impacting special districts, and find out how you can take action now.
- Register for SDLD today to hear first-hand about the latest revenue proposals directly affecting special districts. You will also have the chance to communicate how new revenue opportunities can strengthen the core services your district provides and share examples of how they would add value to your local communities.
- Spread the word! Let other special districts know about this exciting conference.

## Thank you to our Partners and Roundtable Hosts



**ACHD**  
ASSOCIATION OF CALIFORNIA  
HEALTHCARE DISTRICTS



**Association  
of California  
Water Agencies**  
Leadership • Advocacy  
Information • Service



@specialdistrict



facebook.com/specialdistrict

**Tuesday, May 20**

8:00 a.m.

*Registration Starts*

Continental Breakfast and Networking Opportunities

8:30 – 10:00 a.m.

*Welcome Remarks:* CSDA Executive Director Neil McCormick

*Opening Remarks:* CSDA President Noelle Mattock

*CSDA Legislative Overview by Advocacy & Public Affairs Staff*

10:00 – 10:45 a.m.

*Tax Reform and Infrastructure Panel*

Panelists will address proposed policy and ballot measures aiming to bring tax reform and their impact on local and state infrastructure.

- **Kelly Salt** (*Moderator*), Best Best & Krieger LLP
- **Lenny Goldberg**, California Tax Reform Association
- **Jim Earp**, California Alliance for Jobs
- **John Fairbank**, Fairbank, Maslin, Maullin, Metz Associates, Inc.
- **Fred Silva**, California Forward

10:45 – 11:45 a.m.

*Local Government Panel*



Katcho Achadjian



Mark Levine



Stephen Knight

A moderated discussion will focus on how to bridge local and state policy. Panelist will discuss current proposals that impact the delivery of core local services and how special districts can engage in current policy proposals.

- **John Myer** (*Moderator*), News 10's Political Editor
- **The Honorable Katcho Achadjian (R-San Luis Obispo)** – Chair of the Assembly Local Government Committee, Assembly Member Achadjian represents Assembly District 35. Prior to his election to the Legislature, Katcho served for three terms as an elected member of the San Luis Obispo County Board of Supervisors.
- **The Honorable Mark Levine (D- San Rafael)** – Vice-Chair of the Assembly Local Government Committee, Assembly Member Levine represents Assembly District 10. A former San Rafael City Councilmember, Levine has held leadership posts throughout his career helping to develop innovative solutions at the local, state, national and international levels.
- **The Honorable Stephen Knight (R- Palmdale)** – Vice-Chair of the Senate Governance & Finance Committee, Senator Knight represents Senate District 21. Prior to his election to the Assembly, Knight was elected to the Palmdale City Council in 2005. Upon assuming office in the state Legislature, Knight left his 18-year career as a sworn police officer in the Los Angeles Police Department.

11:45 a.m. – 12:15 p.m.

*Networking Break and Meet and Greet with Local Government Panel*



12:15 – 1:30 p.m. - *Lunch*

**Keynote Speaker: California State Legislative Analyst Mac Taylor**

The Legislative Analyst serves as "eyes and ears" for the Legislature to ensure that the executive branch is implementing legislative policy in a cost efficient and effective manner. The Legislative Analyst carries out this legislative oversight function by reviewing and analyzing the operations and finances of state government.

1:30 – 2:00 p.m.

*Legislative Visits Briefing with CSDA Advocacy & Public Affairs Staff*

2:00 – 5:00 p.m.

*Legislative Visits*

Pre-arranged meetings with Legislators and staff in their Capitol Offices. Please register by April 25 to guarantee your spot in these visits.

5:00 – 6:30 p.m.

*Chops Legislative Reception*

1117 11th Street, Sacramento, CA 95814

*Sponsored by Special District Risk Management Authority (SDRMA)*

**Wednesday, May 21**

8:00 a.m. – *Continental Breakfast and Networking*

8:30 – 9:00 a.m.

*Keynote Speaker: To Be Announced*

9:00 – 9:45 a.m.

*Workforce Roadmap Panel*

Panelists will discuss policies affecting the recruitment, retention and training of a 21st century workforce and how special districts can help prepare the next generation.

- **Bobbi Palmer** (*Moderator*), Los Medanos Community Healthcare District CEO
- **Amy Brown**, Public Retirement Journal
- **Nancy Pryor**, Foundation for California Community Colleges
- Other panelist to be announced

9:45 – 11:45 a.m.

*Roundtable Discussions*

Choose two roundtable topics for an informative 45-minute session

- Association of California Healthcare Districts
- Association of California Water Agencies
- California Association of Local Agency Formation Commissions
- California Association of Public Cemeteries
- California Association of Recreation and Park Districts
- California Association of Resource Conservation Districts
- California Board of Forestry and Fire Protection
- California Public Employees' Retirement System
- Covered California
- Workers' Compensation Action Network

11:45 a.m. – *Closing Remarks:* CSDA President Noelle Mattock





# SPECIAL DISTRICTS LEGISLATIVE DAYS

LAYING THE FOUNDATION FOR  
A STRONGER ECONOMY

## NEW PRICING FOR 2014 OFFERS MORE SAVINGS FOR EARLY REGISTRANTS - ON OR BEFORE APRIL 18, 2014

**CSDA Member - \$175 Early Registration / \$225 Regular Registration**

**Non-Member - \$275 Early Registration / \$325 Regular Registration**

### Three Ways to Register

- *For fast service*, register online by visiting the Special Districts Legislative Days website at [csda.net/conferences](http://csda.net/conferences). Find the "register" button at the top of the page.
- *Fax number*: 916.520.2465. All faxed forms must include credit card payment.
- *Mail*: CSDA, 1112 I Street, Suite 200, Sacramento, CA 95814. Please include registration form and payment. Checks should be made payable to: California Special Districts Association.

### Who qualifies for "member" rates?

All California Special Districts Association and Special District Risk Management Authority members. Not sure if you are a member? Contact the CSDA offices to find out if you are already a member. It's not too late to become a CSDA member. Simply contact Cathrine Lemaire at [cathrine@csda.net](mailto:cathrine@csda.net) or call toll-free at 877-924-2732.

**Registration fees include the evening reception on May 20, legislative visits arranged by CSDA, as well as all written materials and meals as indicated in the agenda. Payment must accompany registration in order to process.**

CSDA Member: \$175/EARLY BIRD

Non-Member: \$275/EARLY BIRD

CSDA Member: \$225/AFTER APRIL 18

Non-Member: \$325/AFTER APRIL 18

Total \$:

Name/Title:

District:

Address:

City:

State:

ZIP:

Phone:

Fax:

Email:

### LEGISLATIVE VISITS

CSDA will make every attempt to schedule meetings with your region's legislative representatives or staff.

Yes, I want to participate in prearranged meetings in the Capitol.

No, I do not want to participate in prearranged meetings in the Capitol.

### PAYMENT

Check  Visa  MasterCard  Discover  American Express

Acct. name:

Acct. Number:

Expiration date:

Authorized Signature:

### SPECIAL NEEDS

Vegetarian  Other:

**CANCELLATION POLICY: Cancellations must be made IN WRITING and received via fax or mail three days prior to event. All cancellations made within the specified time will be refunded less a \$75 processing fee. NO EXCEPTIONS.**





California Special Districts Association  
 1112 I Street, Suite 200  
 Sacramento, CA 95814

*A proud California Special Districts Alliance partner.*

FIRST CLASS  
 U.S. Postage  
 PAID  
 Permit No. 316  
 Sacramento, CA

# SPECIAL DISTRICTS LEGISLATIVE DAYS

LAYING THE FOUNDATION FOR  
 A STRONGER ECONOMY

**May 20-21, 2014**  
 SACRAMENTO CONVENTION CENTER



**Rooms available May 19 & 20, 2014 at the Hyatt Regency**  
 Sacramento, 1209 L Street, Sacramento, CA 95814  
 CSDA room rate of \$149 single/double plus tax. Room rate includes complimentary standard wi-fi in guest rooms. Call 1-888-421-1442 and ask for the California Special Districts Association rate. The room reservation cut-off is April 28, 2014, however space is limited and rooms may sell out before this date.

**Event Location - Sacramento Convention Center**  
 1400 J Street, Sacramento, CA 95814

**City Parking Information**  
 For parking information, visit the City of Sacramento website at [www.cityofsacramento.org](http://www.cityofsacramento.org).

# Tab

## 3.1

**Intentionally  
Left Blank**

**Tab**

**4**

**Intentionally  
Left Blank**



# Tab

## 5.1



## THREE VALLEYS MWD BOARD OF DIRECTORS

# Action Line

### BOARD MEMBERS

**CARLOS GOYTIA**  
DIVISION I

**DAVID D. DE JESUS**  
DIVISION II

**BRIAN BOWCOCK**  
DIVISION III

**BOB G. KUHN**  
DIVISION IV

**JOSEPH T. RUZICKA**  
DIVISION V

**JOHN W. "FRED" LANTZ**  
DIVISION VI

**DAN HORAN**  
DIVISION VII

### THREE VALLEYS MWD

1021 E. Miramar Avenue  
Claremont, CA 91711  
Phone: 909-621-5568  
Fax: 909-625-5470  
www.threevalleys.com

**Board Meetings  
are scheduled  
the first and  
third Wednesday  
of each month at  
8:00 a.m.**

**For additional information: (909) 621-5568**

*The following is a summary of the Three Valleys Municipal Water District  
Regular Board Meeting of Wednesday, **March 19, 2014***

**Approved: Motion No. 14-03-4981** approving consent calendar items A-C as follows: (A) Approve and file board of director meeting minutes – February 2014 for meeting held on February 5, 2014 and February 19, 2014; (B) Approve and file February 2014 financial reports — Change in Cash, Consolidated Listing of Investment Portfolio, YTD District Budget Monthly Status Report and Warrant Summary Disbursements; (C) Approval of event-activity calendars March through April 2014. *Motion No. 14-03-4981 passed with a 6-0 vote, with Director Goytia absent.*

**Approved: Motion No. 14-03-4982** to approve directors' monthly payment request forms for February 2014 as submitted. *Motion No. 14-03-4982 passed with a 7-0 vote.*

### **Important Upcoming Dates:**

#### **Wednesday, April 2, 2014**

*TVMWD Regular Board of Directors Meeting, 8:00 AM  
TVMWD District Office—1021 East Miramar Avenue, Claremont, CA*

#### **Wednesday, April 16, 2014**

*TVMWD Regular Board of Directors Meeting, 8:00 AM  
TVMWD District Office—1021 East Miramar Avenue, Claremont, CA*

*This summary may not include all agenda items and  
should not be construed as minutes of the meeting.*

TVMWD is a water resources management agency that covers approximately 133 square miles and is governed by an elected Board of seven officials. The present population is about 525,000. Since its formation, the Three Valleys Municipal Water District has installed some 37,000 feet of pipeline and delivered more than 175 billion gallons of water.